




PRODUCT UPDATE ANNOUNCEMENT


QUICK GUIDE
 **CATALOG**
 **DRAWINGS**
 **INSTRUCTIONS**

Issue date: June 20, 2024

Update to the DSP400

FURTHER IMPROVED POWER DISTRIBUTION TECHNOLOGY

This product update announcement serves as a notification of changes made to the DSP400. The below resources serve to provide information regarding updates to the DSP400 catalog pages and pricing.



DEVICE PART NUMBER UPDATES

The most notable updates include:

- MELTRIC has added the -843 to the standard DSP400 part number. This indicates that the lockout hole is included on inlets and/or receptacles.
- An -858 suffix indicates that a lockout hole is added with a normally closed lid on the receptacle.
- A part number without an -843 or -858 indicates that there is no lockout hole on inlets and/or receptacles.



ACCESSORY PART NUMBER UPDATES

- A 1" poly spacer kit, 514M0-25, that includes new screws, and a gasket has been added to the accessories line up. The spacer adds to the insulation and protection against potential hazards.
- Padlockable Inlet/Plug Cap, DS6MC is no longer available for the DSP400.



Spacer



DSP400 Single Pole - 400 A

- Ratings**
- **Max Amperage & Voltage**
400 A, 480 VAC
 - **Current Interruption Capability**
Not for Current Interrupting
 - **Environmental Ratings**
IP66/IP69K
 - **Temperature Range**
Min -40°F/Max 140°F
 - **Wiring Capacity**
Min 1/8 Max 400 MCM
Aux Contacts - Prewired 4 mm²
 - **Certifications**
CE

Receptacle
(female)
without lug



Inlet
(male)
without lug



VOLTAGE	POLARITY	PART #		
		STANDARD LOCKOUT HOLE	LOCKOUT HOLE NORMALLY CLOSED, LP	NO LOCKOUT HOLE
480V	L3	31-64001-843-P80	31-64001-858-P80	31-64001-P80
	L2	31-64002-843-P80	31-64002-858-P80	31-64002-P80
240V	L3	31-64003-843-P80	31-64003-858-P80	31-64003-P80
	L2	31-64004-843-P80	31-64004-858-P80	31-64004-P80
120V	NEUTRAL	31-6400N-843-P80	31-6400N-858-P80	31-6400N-P80
	GROUND	31-6400T-843-P80	31-6400T-858-P80	31-6400T-P80
120V	POSITIVE	31-6400P-843-P80	31-6400P-858-P80	31-6400P-P80
	NEGATIVE	31-6400M-843-P80	31-6400M-858-P80	31-6400M-P80

Straight Barrel Lugs



INTERNAL DIAMETER	STRAIGHT W/TERMINAL	STRAIGHT THREADED	FLEXIBLE WIRING	COARSE WIRING	
				AWG	AWG
.43	45-4A50C	45-4A50D	1/0 ¹	2/0	
.51	45-4A70C	45-4A70D	2/0, 3/0	3/0, 4/0	
.57	45-4A90C	45-4A90D	4/0	250	
.64	45-4A12C	45-4A12D	242	300	
.71	45-4A19C	45-4A19D	300, 313	350	
.81	45-4A19C	45-4A19D	350 ² , 373	400, 500	
.91	45-4A24C	45-4A24D	444 ³ , 500, 535	600	

Notes: * Class II & I
¹ The ground conductor shall be limited to a maximum size of 1/0 AWG.
² UL testing performed with Greenlee EK60L11 deless tool and DeWalt DCE30M7 with Greenlee KC17 des. * Only for use with Greenlee EK60L11 deless tool.
³ Spacer S149D-25 will be required for use with a handle.

DSP400

INSTALLATION ACCESSORIES – SIZE 4

HANDLE WITH NPT	PART # POLY	BOXES	POLY WALL BOX WITH ANGLE
1/2" NPT	S14P0N05	70"	S14C7000
3/4" NPT	S14P0N07		
1" NPT	S14P0N10		
1 1/4" NPT	S14P0N12		
1 1/2" NPT	S14P0N15		
For available.com page, see pg 153.			
POLY HANDLE WITH CORD GRIP	CABLE RANGE	PART #	POLY ANGLE WITH METAL BOX WITH NPT
	.800 - 1.00"	S14P0DP4	70"
	.900 - 1.240"	S14P0EP4	70"
	1.260 - 1.560"	S14P0FP1	70"
Spacer S190D-25 to be used with handle accessory when wiring device with 300 MCM or larger wire.			70"

ANGLE	POLY ANGLE
30°	S14M3
70°	S14M7

MISCELLANEOUS ACCESSORIES	FINGER DRAWPLATES
	Set of Two (2) Recommended for all assembly applications, for easier connector closure.
	31-6A346
	SPACER
	1 inch thick spacer to be used with handles using 300 MCM wire and larger.
	S14MD-25
	PROTECTIVE INLET/PLUG CAP
	31-6A426 For Inlets/Plugs Only.
	SPRING-LOADED PADLOCKABLE INLET/PLUG CAP
	In order to achieve max. wire ingress protection of IP69K, spring-loaded caps should be ordered with inlet equipped with 4000 series.
	31-6A226 For Poly Inlets/Plugs Only.
	EASY RETROFIT ADAPTER PLATES
	see pg 232 Mount to existing bases.
	RECEPTACLE LOCKING PIN
	LP-843