

PRODUCT IMPROVEMENT ANNOUNCEMENT

QUICK GUIDE



CATALOG



DRAWINGS



Issue date: June 12, 2025

Size 2 Hazardous Location Poly Handle w/NPT

MELTRIC INTRODUCES A NEW DESIGN FOR SIZE 2 HAZARDOUS LOCATION POLY HANDLE W/NPT

MELTRIC is introducing a redesigned size 2 poly hazardous location handle for the DXN30 devices. The new handle features improved ergonomics and an integrated drawplate for easier plug and receptacle connection and disconnection. Part numbers remain unchanged, and the new handle will be rolled out gradually as existing stock is depleted for each NPT Size.



FAQ'S

Is there a price increase?


No. This new design does not come with a price increase.


Will I need additional finger drawplates?

Additional finger drawplates are not necessary for cord-to-cord applications when using this handle. However, if your application requires a handle with a wall box/angle, a finger drawplate would need to be installed on the wall box/angle. Since the finger drawplates are supplied in a set of two, one finger drawplate would remain unused.





PART NUMBERS – CSA

HANDLE WITH NPT	PART # POLY
 3/4"	22-3A013-34
1"	22-3A013-34
1 1/4"	22-3A013-34

HANDLE WITH CORD GRIP	PART # POLY
 .350-.630"	252P0CPD
.510-.710"	252P0CPC
.510-.790"	252P0DPF
.710-.980"	252P0DPE

PART NUMBERS – ATEX/IECE_x

HANDLE W/POLY CABLE GLAND	PART # POLY
 10-14 mm	253A753
12-18 mm	253A783
16-25 mm	253A25332P
22-32 mm	253A25340P

HANDLE W/METAL CABLE GLAND	PART # POLY
 8-10 mm	253A25320M
12-14 mm	253A25325M
18-24 mm	253A25332M



DXN30/DXN3





Handle Option
Guide
pgs 237-238

INSTALLATION ACCESSORIES – SIZE 2


When properly installed, all accessories meet or exceed the environmental ratings of the devices they are mounted to; unless otherwise noted.

HANDLES




POLY HANDLE WITH NPT	PART #	
 3/4"	22-3A013-34	For use in Class I or II Division 2 or Class 1 Zone 1 or Zone 21 depending on fitting used. Fitting manufactured by others.
1"	22-3A013-1	
1 1/4"	22-3A013-114	

POLY HANDLE WITH CORD GRIP WITH CABLE RANGE		
 .350-.630"	252P0CPD	For use in Class I or II Division 2, Class 1 Zone 1 or Zone 21.
.510-.710"	252P0CPC	
.510-.790"	252P0DPF	
.710-.980"	252P0DPE	

ANGLES

POLY ANGLE	
 30°	22-3A027


MISCELLANEOUS ACCESSORIES

FINGER DRAWPLATES		
 61-3A346	Set of Two (2)	Recommended for all assembly applications, for easier connector closure.
PROTECTIVE INLET/PLUG CAP		
 22-3A426	For Inlets/Plugs Only.	
RECEPTACLE LOCKING PIN		
 LP-843	Requires Padlockable Pawl option (-843) on receptacle.	


BOXES

POLY WALL BOX WITH NPT	PART #	
 30° 3/4"	22-3A023-34-T	NPT Thread on top. * Interior volume with receptacle installed.

POLY WALL BOX WITH NPT	PART #	
 30° 3/4"	22-3A023-34-B	NPT Thread on bottom. * Interior volume with receptacle installed.

POLY ANGLE WITH METAL BOX WITH NPT		
 70° 1/2"	222C7N05	NPT is drilled on top of metal box as standard. To switch from top to bottom the box can be rotated.
70° 3/4"	222C7N07	
70° 1"	222C7N10	
70° 1 1/4"	222C7N12	
70° 1 1/2"	222C7N15	

For other configurations, contact Customer Service.


POLY WALL BOX 120X120 WITHOUT TERMINAL BLOCKS WITH CORD GRIP				
 70° 1/2"	.200-.350"	222C7BPJ	For use in Class I or II Division 2, Class 1 Zone 1 or Zone 21	
70° 1/2"	.240-.470"	222C7BPA		
70° 1/2"	.390-.550"	222C7BPB		
70° 3/4"	.350-.630"	222C7CPD		
70° 3/4"	.510-.710"	222C7CPC		1 hole with a poly cable gland.
70° 1"	.510-.790"	222C7DPF		
70° 1"	.710-.980"	222C7DPE		


! Accessories rated for hazardous locations are not returnable.

IEC/CE Accessories (ATEX/IECEX)


! IEC/CE accessories can only be used with IEC/CE devices.

HANDLES


POLY HANDLE WITH POLY CABLE GLAND	PART #	
 10-14 mm	253A753	For use in Zones 1 & 2 Zones 21 & 22
12-18 mm	253A783	
16-25 mm	253A25332P	
22-32 mm	253A25340P	


POLY HANDLE WITH METAL CABLE GLAND		
 8-10 mm	253A25320M	With Earth continuity
12-14 mm	253A25325M	
18-24 mm	253A25332M	


ANGLES

POLY ANGLE		
 30°	253A027	
 70°	253A757	For panel mounting. Not a replacement part for 70° wall box.

BOXES

POLY WALL BOX	PART #	
 30° 10-14 mm	253AB53	
30° 12-18 mm	253AB5325P	

POLY WALL BOX 120X120 WITHOUT TERMINAL BLOCKS		
 70° 10-14 mm	253AB8820P	1 hole with a poly cable gland.
70° 12-18 mm	253AB8825P	
70° 16-25 mm	253AB8832P	

POLY WALL BOX 120X120 WITH 10MM2 TERMINAL BLOCKS		
 70° 10-14 mm	253A08820P	With 2 holes (1 with a cable gland + 1 with a stopping plug), with 8+2E 10 mm² terminals blocks + 6 mm² wires, wiring 2.5 - 10 mm². For loop in loop out wiring. -40°C ≤ Ta ≤ +40°C T5 T77°C -40°C ≤ Ta ≤ +40°C T6 T57°C
70° 12-18 mm	253A08825P	

HAZARDOUS LOCATION



DRAWINGS

