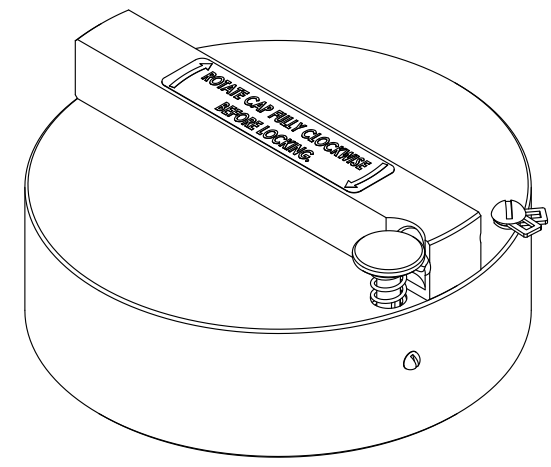
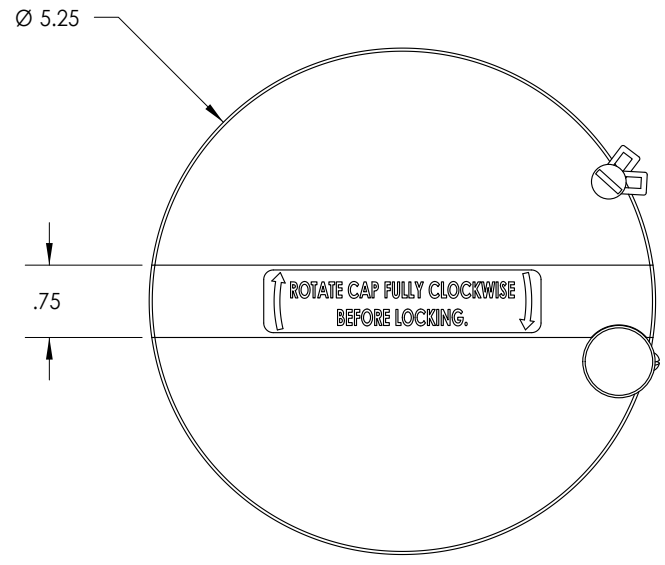
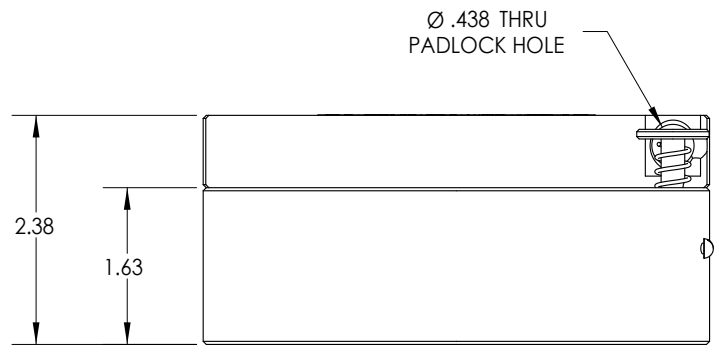


This drawing is the property of MELTRIC Corporation, Franklin (Milwaukee), Wisconsin, USA. Any unauthorized copying of this drawing by any means, or disclosure of its contents to any person not authorized by MELTRIC Corporation or its agents to receive it, is strictly prohibited.



TOLERANCES UNLESS OTHERWISE SPECIFIED		 MELTRIC A COMPANY OF MARÉCHAL ELECTRIC		DRAWING TITLE:	
MACHINED SURFACES #error: broken link	ENGLISH			METAL LOCKING PLUG CAP	
GROUND SURFACES #error: broken link	0.X ±0.05	DATE:	SCALE	REVISION	
ANGLE TOLERANCE ±1°	0.XX ±0.01		NTS	METAL	
REMOVE BURRS & SHARP EDGES TO .015 MAX.	0.XXX ±0.005	SHEET:	PART NUMBER		
DIMENSIONS SHOWN IN OVALS ARE INSPECTION DIMENSIONS.		1 OF 1	DS2MC		