

# PNHT High Temperature Plug and Receptacle




## Main Advantages

- ▶ Compact yet durable device
- ▶ Spring-loaded silver-nickel devices
- ▶ Spring-assisted terminals resist vibrations and thermal cycling



- ▶ Features and Ratings p. 112
- ▶ PNHT p. 113

# PRODUCT FEATURES



## Operating Instructions

### Disconnection



Ensure that the circuit is deenergized before removing the plug from the receptacle.



To remove the plug, apply slight inward force and rotate the plug counterclockwise.

### Connection



To reconnect open lid, align grooves in inlet with notches in the receptacle casing.



Insert and twist clockwise until plug is engaged.

## General Ratings

Amperage	30 A
Voltage	480 VAC Max
Environmental	IP44
Temperature	max 465°F (240°C)

This high-temperature version of the PN is approved for use in temperatures up to 465°F / 240°C.

Therefore, you can supply power to electrical equipment located next to heat sources: machines, industrial facilities, steel works, metallurgy, etc.

# PNHT High Temperature Plugs & Receptacles – 30 A

## UL/CSA Ratings

- **Max Amperage & Voltage**  
30 A, 480 VAC, 130 VDC
- **Not for Current Interruption**  
Not for current interrupting
- **Environmental Ratings**  
IP44
- **Temperature Range**  
Min -40°F / Max 465°F  
See pg 258 for temps below -15°F.
- **Wiring Capacity**  
Min 14 AWG Max 8 AWG
- **Certifications**  
IEC, CE\*  
\* Contact Customer Service

## Receptacle (female)



## Inlet (male)



**!** Don't forget to add installation accessories to your order

## North American UL/CSA Configurations

Voltage	Polarity	Part # Metal	Part # Metal
125V	1P+N+G	09-24075-185	09-28075-185
250V	2P+G	09-24072-185	09-28072-185
125 250V	2P+N+G	09-24076-185	09-28076-185
250V	3P+G	09-24073-185	09-28073-185
125 250V	3P+N+G	09-24077-185	09-28077-185
277V	1P+N+G	09-24045-185	09-28045-185
480V	2P+G	09-24042-185	09-28042-185
480V	3P+G	09-24043-185	09-28043-185
277 480V	3P+N+G	09-24047-185	09-28047-185

For international configurations and ratings (IEC,CE) visit [meltric.com/international-catalog](http://meltric.com/international-catalog) or contact customer service at 800-433-7642.


**!** See pages 235-244 for detailed information on these options

# INSTALLATION ACCESSORIES – SIZE 1

Unless indicated otherwise, accessories can be used with either poly or metal plugs and receptacles.

**HANDLES**

**HANDLE w/CORD GRIP** Cable Range Part #

	.31 - .51"	571P020M185
	.47 - .79"	571P025M185
	.63 - .94"	571P032M185

For available cord grips, see pg 167.

**METAL HANDLE w/Threaded Opening w/NPT**

	1/2"	571P0N05185
	3/4"	571P0N07185
	1"	571P0N10185

**BOXES**

**METAL WALL BOX w/NPT** Part #

	0°	1/2"	571B0N05185
	0°	3/4"	571B0N07185

**METAL BOX w/NPT**

	0°	1/2"	771F0N05
	0°	3/4"	771F0N07
	0°	1"	771F0N10
	0°	1 1/4"	771F0N12


**METAL ANGLE WITH METAL BOX w/NPT**


	45°	1/2"	771C4N05185
	45°	3/4"	771C4N07185
	45°	1"	771C4N10185
	45°	1 1/4"	771C4N12185

NPT on top or bottom (if rotated). For other NPT configurations, contact customer service.

**ANGLES**

**METAL ANGLE**

	0°	571M0
---	----	-------

	45°	571M4185
--	-----	----------

