

DXN20 Hazardous Location Plugs & Receptacles – 20 A

Devices rated for hazardous locations are not returnable.

cCSAus Certifications DXN20

- Max Amperage & Voltage**
20 A, 600 VAC, 60 Hz
- Current Interruption Capability**
For current interrupting (AC)
- Horsepower Ratings**

120V	1Ø	.75 hp
240V	1Ø	2 hp
208V	3Ø	3 hp
240V	3Ø	3 hp
480V	3Ø	7.5 hp
600V	3Ø	7.5 hp
- Short Circuit Rating**
25kA Close & Withstand
Testing was performed with RK1 30 A fuse sized at 400% of the highest full load motor ampacity associated with the devices hp rating.
Note: Consult NEC for Short Circuit limits.
- Environmental Ratings**
IP66/IP67
- Wiring Capacity**
Min 16 AWG Max 10 AWG
* Based on THHN wire sizes
- Applicable Standards**
CSA C22.2 No. 182.1
- Hazardous Location Ratings**

-40°C ≤ T_a ≤ +60°C
Ex de IIC T5 Gb Ex tb IIIC T90°C Db
Class I Zone 1 AEx de IIC T5 Gb
Zone 21 AEx td T90°C Db
Class I Div 2 Gr A, B, C, D
Class II Div 2 Gr E, F, G
cCSAus 00.1144106X

Receptacle (female)



Standard DXN20 lid opens to 120°

Inlet (male)



Receptacles & Inlets must be mounted to a DXN handle, angle or wall box

North American cCSAus Configurations

Voltage	Polarity	Part # Poly	Part # Poly
120V	1P+N+G	22-14165	22-18165
125V	1P+N+G	22-14075	22-18075
208V	2P+G	22-14162	22-18162
208V	3P+G	22-14163	22-18163
208V	3P+N+G	22-14167	22-18167
250V	2P+G	22-14072	22-18072
250V	3P+G	22-14073	22-18073
250V	2P+N+G	22-14076	22-18076
277V	1P+N+G	22-14045	22-18045
480V	2P+G	22-14042	22-18042
480V	3P+G	22-14043	22-18043
480V	3P+N+G	22-14047	22-18047
600V	2P+G	22-14142	22-18142
600V	3P+G	22-14143	22-18143
600V	3P+N+G	22-14147	22-18147

Receptacle Options	Suffix #	Inlet Options	Suffix #
Padlock Pawl	Recept # - 843	With No Lockout Hole	Inlet # - A155
Metal Pawl on Poly Receptacle	Recept # - 924		
Closed Lid Configuration	Recept # - R		
180° Lid Opening	Recept # - 180		

ATEX/IECEX Certifications DXN1

- Max Amperage & Voltage**
20 A, 550 VAC, 50 Hz
- Environmental** IP66/IP67
- Ambient Temp** -40°C to +60°C
- Hazardous Location Ratings**
ATEX/IECEX Zones 1 & 2, 21 & 22

MARECHAL ELECTRIC MAROMME
Ex de IIC T*Gb Ex tb IIIC T*Db
-40 °C ≤ T_a ≤ +60 °C T5 T90 °C
-40 °C ≤ T_a ≤ +40 °C T6 T70 °C
IECEX LCI 09.0005X / LCI 99 ATEX 6027X

See MELTRIC's International Catalog (online) for additional product information.

Receptacle

Inlet

IEC/CE Configurations (ATEX/IECEX)


Voltage	Polarity	Part # Poly	Part # Poly
20 - 24 V	2P	25-1408A	25-1808A
190 - 230 V	3P+E	25-14033	25-18033
220 - 250 V	1P+N+E	25-14015	25-18015
380 - 440 V	3P+E	25-14013	25-18013
380 - 440 V	3P+N+E	25-14017	25-18017
480 - 500 V	3P+E	25-14093	25-18093
480 - 500 V	3P+N+E	25-14097	25-18097


Receptacle Options	Suffix #	Receptacle Options	Suffix #
Padlock Pawl w/shaft for 2 locks	Recept # + 843	Self-returning Lid	Recept # + R
180° Lid Opening	Recept # + 10	180° Opening & Self-returning Lid	Recept # + 18

INSTALLATION ACCESSORIES – SIZE 1


Accessories rated for hazardous locations are not returnable.

HANDLES

POLY HANDLE w/NPT		Part #	
	1/2"	22-1A013-12	For use in Class I or II Division 2 or Class 1 Zone 1 or Zone 21 depending on fitting used. Fitting manufactured by others.
	3/4"	22-1A013-34	


POLY HANDLE w/CORD GRIP w/Cable Range			
	.24 - .47"	251P0BPA	For use in Class I or II Division 2, Class I Zone 1 or Zone 21 -20°C ≤ Ta ≤ +85°C
	.39 - .55"	251P0BPB	
	.35 - .63"	251P0CPD	
	.51 - .71"	251P0CPC	

ANGLES

POLY ANGLE		
	30°	22-1A057


MISCELLANEOUS ACCESSORIES


FINGER DRAWPLATES		
	61-1A346	Set of Two (2) Recommended for cord to cord assembly applications, for easier connector closure.


PROTECTIVE INLET/PLUG CAP		
	22-1A426	For Inlets/Plugs Only.

RECEPTACLE LOCKING PIN		
	LP-843	Requires Padlockable Pawt option (-843) on receptacle.

BOXES


POLY WALL BOX w/NPT				Part #	
	NPT	30°	1/2"	22-1A023-12-T	NPT Thread on top
		30°	3/4"	22-1A023-34-T	* Interior volume with receptacle installed.
* 4.5 in ³					

POLY WALL BOX w/NPT				Part #	
		30°	1/2"	22-1A023-12-B	NPT Thread on bottom
		30°	3/4"	22-1A023-34-B	* Interior volume with receptacle installed.
* 4.5 in ³ NPT					


POLY ANGLE WITH METAL BOX w/NPT w/o TERMINAL BLOCKS					
		70°	1/2"	221C7N05	NPT is drilled on top of metal box as standard. For NPT on side only, add an "L" suffix. To switch from top to bottom or left to right the box can be rotated.
		70°	3/4"	221C7N07	
		70°	1"	221C7N10	
		70°	1 1/4"	221C7N12	
		70°	1 1/2"	221C7N15	
* 74.6 in ³					


NPT on top or bottom (if rotated). For other NPT configurations, contact customer service.

* Interior volume with receptacle installed.


POLY WALL BOX 120x120 w/o TERMINAL BLOCKS w/CORD GRIP						
		70°	1/2"	.20 - .35"	221C7BPJ	For use in Class I or II Division 2, Class I Zone 1 or Zone 21
		70°	1/2"	.24 - .47"	221C7BPA	
		70°	1/2"	.39 - .55"	221C7BPB	
		70°	3/4"	.35 - .63"	221C7CPD	1 hole with a poly cable gland.
		70°	3/4"	.51 - .71"	221C7CPC	
		70°	1"	.51 - .79"	221C7DPF	
		70°	1"	.71 - .98"	221C7DPE	
* 82.0 in ³						


HANDLES

POLY HANDLE w/POLY Cable Gland				Part #
	5 - 10 mm	25-1A253-16P	For use in Zones 1 & 2 Zones 21 & 22	
	12 - 18 mm	25-1A253-25P		
	16 - 25 mm	25-1A253-32P		


POLY HANDLE w/METAL Cable Gland			
	8 - 10 mm	25-1A253-20M	With Earth continuity
	12 - 14 mm	25-1A253-25M	
	18 - 24 mm	25-1A253-32M	


ANGLES


POLY ANGLE		
	30°	25-1A057

POLY ANGLE		
	70°	25-1A757
For panel mounting. Not a replacement part for 70° wall box.		

BOXES

POLY WALL BOX				Part #
	30°	5 - 10 mm	25-1AB53-16P	
	30°	10 - 14 mm	25-1AB53	
	30°	12 - 18 mm	25-1AB53-25P	

POLY WALL BOX 120x120 w/o TERMINAL BLOCKS				
	70°	10 - 14 mm	25-1AB88-20P	1 hole with a poly cable gland.
	70°	12 - 18 mm	25-1AB88-25P	
	70°	16 - 25 mm	25-1AB88-32P	

POLY WALL BOX 120x120 w/4mm ² TERMINAL BLOCKS				
	70°	10 - 14 mm	25-1A088-20P	With 2 holes (1 with a cable gland + 1 with a stopping plug), with 8+2E 4 mm ² terminals blocks + 2.5 mm ² wires, wiring 1-4 mm ² . For loop in loop out wiring.
	70°	12 - 18 mm	25-1A088-25P	

-40°C ≤ Ta ≤ +60°C T5 T90°C
-40°C ≤ Ta ≤ +40°C T6 T70°C

HAZARDOUS
LOCATION