

DS60 Hazardous Location Plugs & Receptacles – 60 A

Devices rated for hazardous locations are not returnable.

SE Ratings

- Voltage**
600 VAC
- Current Interruption Capability**
Not for current interrupting
- Horsepower Ratings**

| | | |
|-------|----|-------|
| 120 V | 1Ø | 3 hp |
| 240 V | 1Ø | 5 hp |
| 208 V | 3Ø | 10 hp |
| 240 V | 3Ø | 10 hp |
| 480 V | 3Ø | 25 hp |
| 600 V | 3Ø | 25 hp |
- Short Circuit Rating**
100 kA Withstand
Testing was performed with RK1 current limiting fuses sized at 400% of the highest full load motor ampacity associated with the devices hp rating.
- Environmental Ratings**
Type 4X
- Temperature Range**
Min -40°F/Max 104°F
See pg 266 for temps below -15°F.
- Wiring Capacity**
Min 10 AWG Max 2 AWG
Aux Contacts - Max 14 AWG
Based on THHN wire sizes.
- Applicable Standards**
CSA C22.2 No. 182.1-07
C22.2 No. 213-M1987
- Hazardous Ratings**
Class I, Division 2, Groups ABCD, T6
Class I, Zone 2, IIC

Receptacle (female)



Inlet (male)



Don't forget to add installation accessories to your order

| Voltage | Polarity | Part # Metal | Part # Metal |
|-----------|----------|------------------|------------------|
| 120 V | 1P+N+G | 36-64165-xxx-HAZ | 36-68165-xxx-HAZ |
| 120 208 V | 3P+N+G | 36-64167-xxx-HAZ | 36-68167-xxx-HAZ |
| 125 V | 1P+N+G | 36-64075-xxx-HAZ | 36-68075-xxx-HAZ |
| 125 250 V | 2P+N+G | 36-64076-xxx-HAZ | 36-68076-xxx-HAZ |
| 208 V | 2P+G | 36-64162-xxx-HAZ | 36-68162-xxx-HAZ |
| 208 V | 3P+G | 36-64163-xxx-HAZ | 36-68163-xxx-HAZ |
| 250 V | 2P+G | 36-64072-xxx-HAZ | 36-68072-xxx-HAZ |
| 250 V | 3P+G | 36-64073-xxx-HAZ | 36-68073-xxx-HAZ |
| 277 V | 1P+N+G | 36-64045-xxx-HAZ | 36-68045-xxx-HAZ |
| 277 480 V | 3P+N+G | 36-64047-xxx-HAZ | 36-68047-xxx-HAZ |
| 347 600 V | 3P+N+G | 36-64147-xxx-HAZ | 36-68147-xxx-HAZ |
| 480 V | 2P+G | 36-64042-xxx-HAZ | 36-68042-xxx-HAZ |
| 480 V | 3P+G | 36-64043-xxx-HAZ | 36-68043-xxx-HAZ |
| 600 V | 2P+G | 36-64142-xxx-HAZ | 36-68142-xxx-HAZ |
| 600 V | 3P+G | 36-64143-xxx-HAZ | 36-68143-xxx-HAZ |

The xxx represents any and all device options; if no options are needed, the xxx suffix should be omitted.

Part Number Example

480 V DS60 + 2 aux contacts
DS60 recept 3P+G = 36-64043-972-HAZ

480 V DS60 with no options
DS60 recept 3P+G = 36-64043-HAZ

| Receptacle Options | Suffix # | Inlet Options | Suffix # |
|---------------------------------|---------------|---------------------------------|---------------|
| With 2 Auxiliary/Pilot Contacts | Recept # -972 | With 2 Auxiliary/Pilot Contacts | Inlet # -972 |
| With 3 Auxiliary/Pilot Contacts | Recept # -263 | With 3 Auxiliary/Pilot Contacts | Inlet # -263 |
| With 4 Auxiliary/Pilot Contacts | Recept # -264 | With 4 Auxiliary/Pilot Contacts | Inlet # -264 |
| Normally Open Lid Configuration | Recept # -NO | With No Lockout Hole | Inlet # -A155 |

Feature Spotlight – Screw-Type Locking Pawl

Listing Requirement
Users must tighten screw to lock the plug in the mated position



Zone 2/Division 2 DS60 receptacles feature a standard screw-type locking pawl. This required feature allows the user to lock the plug to the receptacle by tightening a screw on the pawl.

For added security, a lockout hole is included on the receptacle that enables the user to insert a 5/16" lock or locking pin to prevent the plug from being disconnected or to lock the receptacle lid closed.



5/16" hole for added security

See pages 243-252 for detailed information on these options

INSTALLATION ACCESSORIES – SIZE 4


Accessories rated for hazardous locations are not returnable.

HANDLES

| HANDLE w/NPT | | Part # Poly | Part # Metal |
|---|--------|-------------|--------------|
|  | 1/2" | 554P0N05 | 5K4P0N05 |
| | 3/4" | 554P0N07 | 5K4P0N07 |
|  | 1" | 554P0N10 | 5K4P0N10 |
| | 1 1/4" | 554P0N12 | 5K4P0N12 |
| | 1 1/2" | 554P0N15 | 5K4P0N15 |

For available cord grips, see pg 169.

POLY HANDLE w/Cable Range


| | | |
|---|-------------|----------|
|  | .51 - 1.38" | 554P0D35 |
|---|-------------|----------|

i


| Cable Range | NPT | Cable Range | NPT |
|---------------|------|---------------|--------|
| .312 - .625" | 1/2" | .875 - 1.375" | 1 1/4" |
| .438 - .812" | 3/4" | .890 - 1.812" | 1 1/2" |
| .660 - 1.000" | 1" | | |

NPT sizes are determined by the cable diameter and third party cord grip.


BOXES

| POLY ANGLE WITH METAL BOX w/NPT | | | |
|---|------------------------|--------|----------|
|  | 30° | 1" | 754C3N10 |
| | 30° | 1 1/4" | 754C3N12 |
| | 30° | 1 1/2" | 754C3N15 |
| | * 61.0 in ³ | 30° | 2" |

* Interior volume with receptacle installed.

| METAL ANGLE WITH METAL BOX w/NPT | | | |
|---|------------------------|--------|----------|
|  | 30° | 1" | 7K4C3N10 |
| | 30° | 1 1/4" | 7K4C3N12 |
| | 30° | 1 1/2" | 7K4C3N15 |
| | * 59.4 in ³ | 30° | 2" |





* Interior volume with receptacle installed.

| METAL ANGLE WITH METAL BOX w/NPT | | | |
|---|------------------------|--------|----------|
|  | 70° | 1" | 7K4C7N10 |
| | 70° | 1 1/4" | 7K4C7N12 |
| | 70° | 1 1/2" | 7K4C7N15 |
| | * 91.0 in ³ | 70° | 2" |





* Interior volume with receptacle installed.

NPT on top or bottom (if rotated). For other NPT configurations, contact Customer Service.

ANGLES

| POLY ANGLE | | |
|---|-----|-------|
|  | 30° | 554M3 |
| METAL ANGLE | | |
|  | 0° | 5K4M0 |
|  | 30° | 5K4M3 |
|  | 70° | 5K4M7 |

MISCELLANEOUS ACCESSORIES

| | | |
|---|----------|--|
| FINGER DRAWPLATES | | |
|  | 31-6A346 | Set of Two (2) Recommended for easier connector closure. |
| PROTECTIVE INLET/PLUG CAP | | |
|  | 31-6A426 | For Inlets/Plugs Only. |
| PADLOCKABLE INLET/PLUG CAP | | |
|  | DS6MC | Aluminum – For Inlets/Plugs Only. -A155 suffix required to maintain water ingress protection. |
| RECEPTACLE LOCKING PIN | | |
|  | LP-843 | |

HAZARDOUS LOCATION

Notes: For Zone 2 DS dimensions refer to DS dimensions on pgs 57-58.