

PXN12c Hazardous Location Multipin – 10 A

Devices rated for hazardous locations are not returnable.

Connector (female receptacle) w/handle **Receptacle/ Angle** (female) **Recept/ Angle/Box** (female)



- Ratings**
- **Voltage**
220 VAC or VDC
 - **Amperage Ratings**
10 A not for disconnection of a live circuit.
 - **Environmental Ratings**
IP65/IP66
 - **Temperature Range**
Min -40°F/Max 131°F
See pg 266 for temps below -15°F.
 - **Wiring Capacity**
Min 16 AWG Max 14 AWG
* Based on THHN wiring connection type solder.
 - **Terminal Type**
Solder/Crimp
 - **Applicable Standards**
ATEX, IECEx

Voltage	Polarity	Cable Range	Part # Metal	Part # Metal	Part # Metal
220 V	11P+G	.35 - .63"	06-A3001-25M	06-A7001	06-A0001-25M
220 V	11P+G	.47 - .82"	06-A3001	06-A7001	06-A0001

For international configurations (IEC/CE) visit meltric.com/international-catalog or contact Customer Service at 800-433-7642.

Plug (male inlet) w/handle **Inlet/Angle** (male) **Inlet/ Angle/Box** (male)



Voltage	Polarity	Cable Range	Part # Metal	Part # Metal	Part # Metal
220 V	11P+G	.35 - .63"	06-A1001-25M	06-A9001	06-A6001-25M
220 V	11P+G	.47 - .82"	06-A1001	06-A9001	06-A6001

For international configurations (IEC/CE) visit meltric.com/international-catalog or contact Customer Service at 800-433-7642.

ACCESSORIES

PROTECTIVE INLET/PLUG CAP



01-NA426

MULTI-CONTACT REMOVAL TOOL



61-CA593

EUROPEAN CRIMPING TOOL



61-CA500

CRIMPER TOOL (Greenlee or equal)



4CN30

BAG OF 13 FEMALE CONTACTS



01-AA213

Includes insulation sleeves and ferrules

BAG OF 13 MALE CONTACTS



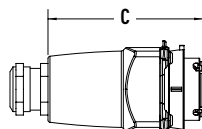
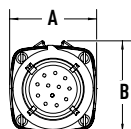
01-AA113

Includes insulation sleeves and ferrules

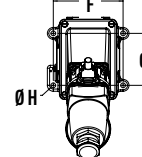
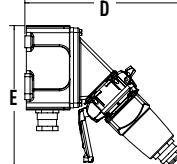
PXN12c DIMENSIONS – Provided in inches

Dimensions are for reference only and may change depending on accessories used. For precise dimensions contact MELTRIC Engineering.

Plug



Wall box/Angle/Receptacle/Plug



PRODUCT	A	B	C	D	E	F	G	øH
PXN12c	2.3	2.42	4.09	8.37	7.54	3.7	2.76	0.26