

PN12c Multipin - 15 A

Ratings

- **Voltage**
480 VAC Max/130 VDC
- **Amperage Rating**
15 A Non-Current Interrupting
- **Environmental Ratings**
Type 4X/IP66/IP67 (Poly & Metal)
Type 3R/IP54/IP55 (Stainless Steel)
- **Temperature Range**
Min -40°F/Max 140°F
See pg 254 for temperatures outside of this range.
- **Wiring Capacity**
Based on THHN wire sizes.
Min 18 AWG Max 14 AWG
- **Certifications**
UL 2238, NOM

See pgs. 111-112 for PN12c dimensions

Receptacle (female)



Inlet (male)



! Don't forget to add installation accessories to your order

North American Configurations

VOLTAGE	POLARITY	PART #			PART #		
		POLY	METAL	STAINLESS STEEL	POLY	METAL	STAINLESS STEEL
480 V	11P+G	03-A4001	07-A4001	07-A4001-SS	03-A8001	07-A8001	07-A8001-SS

For international configurations and ratings (IEC,CE) visit meltric.com/international-catalog or contact Customer Service at 800-433-7642.

Main Options



Reverse Interiors



Flush Mount
(replaces female casing)



Locking Pawl

RECEPTACLE OPTIONS

SUFFIX

INLET OPTIONS

SUFFIX

Reverse Interiors

Recept # -001

Reverse Interiors

Inlet # -001

With Flush Mount (poly only)

Recept # -142⁸

Locking Pawl

Recept # -824-300

Self-Returning Lid (Manual Close)

Recept # -NC

⁸ IP55 rating with Flush Mount casing.

! See pages 231-240 for detailed information on these options

Order Example: 480 V PN12c + Reverse Interiors
PN12c Receptacle 11P+G = 03-A4001-001



INSTALLATION ACCESSORIES – SIZE 1

When properly installed, all accessories meet or exceed the environmental ratings of the devices they are mounted to; unless otherwise noted.

HANDLES	HANDLE WITH NPT		PART # POLY	PART # METAL
		1/2"	511P0N05	791P0N05L
	3/4"	511P0N07	791P0N07L	
	1"	511P0N10	791P0N10L	

For available cord grips, see pg 159.

POLY HANDLE WITH CORD GRIP	CABLE RANGE	PART #
	.350-.520"	711P0BP6
	.520-.680"	711P0CP5
	.680-.980"	711P0DP4

METAL HANDLE WITH CORD GRIP	CABLE RANGE	PART #
	.438-.500"	791P0BS3L
	.500-.562"	791P0BS4L
	.562-.625"	791P0CS1L
	.625-.750"	791P0CS4L
	.750-.875"	791P0DS1L
	.875-1.000"	791P0DS3L

POLY 90° HANDLE WITH NPT	SIZE	PART #
	1/2"	751P9N05
	3/4"	751P9N07
	1"	751P9N10

STAINLESS STEEL HANDLE WITH CORD GRIP	CABLE RANGE	PART #
	.438-.500"	7X1P0BS3
	.500-.562"	7X1P0BS4
	.562-.625"	7X1P0CS1
	.625-.750"	7X1P0CS4
	.750-.875"	7X1P0DS1
	.875-1.000"	7X1P0DS2

For Stainless Steel devices only.

POLY HANDLE	CABLE RANGE	PART #
	.350-.700"	511P0D18

POLY ANGLED HANDLE	CABLE RANGE	PART #
	.354-.708"	511P6D18

ANGLES	POLY ANGLE		PART #
		MB Box 30°	511M3
			Panel mounting only.

METAL ANGLE		PART #
	0°	591M0
	45°	591M4
	FS/FD Box 30°	791M3FS

Base measures approximately 4.2" x 2.7". Due to the variation in sizes of FS boxes, please verify that your FS box matches our dimensions, if not call Customer Service for other solutions.

STAINLESS STEEL ANGLE		PART #
	30°	7X1M3

For Stainless Steel devices only.

BOXES	POLY CONDUIT ENTRY WITH NPT		PART #	
		30°	1/2"	511B3N05
	* 7.0 in ³	30°	3/4"	511B3N07

* Interior volume with receptacle installed.

POLY WALL BOX WITH NPT		PART #
	0°	1/2"
	* 3.4 in ³	0°
		3/4"
		511B0N05
		511B0N07

* Interior volume with receptacle installed.

METAL WALL BOX WITH NPT		PART #
	0°	1/2"
	* 3.8 in ³	0°
		3/4"
		591B0N05
		591B0N07

* Interior volume with receptacle installed.

POLY WALL BOX WITH ANGLE		PART #
	70°	511C7000
	* 82.0 in ³	
	Ground Bar	51-AA089

70° poly boxes are not drilled.
* Interior volume with receptacle installed.

METAL BOX WITH NPT		PART #
	0°	1/2"
	0°	3/4"
	0°	1"
	0°	1 1/4"
		7T1F0N05
		7T1F0N07
		7T1F0N10
		7T1F0N12

POLY ANGLE WITH METAL BOX WITH NPT		PART #
	30°	1/2"
	30°	3/4"
	30°	1"
	* 30.0 in ³	30°
		1 1/4"
		711C3N05
		711C3N07
		711C3N10
		711C3N12

* Interior volume with receptacle installed.

METAL ANGLE WITH METAL BOX WITH NPT		PART #
	45°	1/2"
	45°	3/4"
	45°	1"
	* 27.0 in ³	45°
		1 1/4"
		791C4N05
		791C4N07
		791C4N10
		791C4N12

* Interior volume with receptacle installed.

STAINLESS STEEL BOX WITH STAINLESS STEEL ANGLE WITH NPT		PART #
	30°	3/4"
	30°	1"
		7X1C3N07
		7X1F0N10

Includes angle adapter as shown.
For Stainless Steel devices only.

PROTECTIVE INLET/PLUG CAP	
	01-NA426 For Inlets/Plugs Only.

FLUSH MOUNT	
	01-2A142

CORD GRIP WITH OPTIONS	
	see pg 159

MULTI-CONTACT REMOVAL TOOL	
	61-CA593

CRIMPER TOOL (GREENLEE OR EQUAL)	
	4CN30

EUROPEAN CRIMPING TOOL	
	61-CA500

MISCELLANEOUS ACCESSORIES

MULTI-PIN

DSN12c Multipin - 15 A

Ratings

- **Voltage**
480 VAC Max/130 VDC
- **Amperage Rating**
15 A Non-Current Interrupting
- **Environmental Ratings**
Type 4X/IP66/IP67/IP69/IP69K
- **Temperature Range**
Min -40°F/Max 140°F
See pg 254 for temperatures outside of this range.
- **Wiring Capacity**
Based on THHN wire sizes.
Min 18 AWG Max 14 AWG
- **Certifications**
UL 2238, NOM

See pg 39-40 for DSN12c dimensions.

Receptacle (female)



Inlet (male)



! Don't forget to add installation accessories to your order

North American Configurations

VOLTAGE	POLARITY	PART # POLY	PART # POLY
480 V	11P+G	63-A4001	63-A8001

Main Options



Padlock Pawl



Mushroom Pawl

RECEPTACLE OPTIONS

SUFFIX

Straight Insertion	Recept # -352 ⁵
Mushroom Pawl	Recept # -375
Padlock Pawl	Recept # -843
Self-Returning Lid (Manual Close)	Recept # -NC

Notes:

⁵This option includes the Self-Returning Lid.

! See pages 231-240 for detailed information on these options

Order Example: 480 V DSN12c + mushroom pawl
DSN12c 11P+G Receptacle = 63-A4001-375



INSTALLATION ACCESSORIES – SIZE 1

When properly installed, all accessories meet or exceed the environmental ratings of the devices they are mounted to; unless otherwise noted.

HANDLES	HANDLE WITH NPT		PART # POLY	PART # METAL
		1/2"	511P0N05	791P0N05L
	3/4"	511P0N07	791P0N07L	
	1"	511P0N10	791P0N10L	

For available cord grips, see pg 159.

POLY HANDLE WITH CORD GRIP	CABLE RANGE	PART #
	.350-.520"	711P0BP6
	.520-.680"	711P0CP5
	.680-.980"	711P0DP4

METAL HANDLE WITH CORD GRIP	CABLE RANGE	PART #
	.438-.500"	791P0BS3L
	.500-.562"	791P0BS4L
	.562-.625"	791P0CS1L
	.625-.750"	791P0CS4L

POLY HANDLE	CABLE RANGE	PART #
	.350-.700"	511P0D18

POLY EXTENDED HANDLE	CABLE RANGE	PART #
	.200-.820"	511P0D21

POLY ANGLED HANDLE	CABLE RANGE	PART #
	.354-.708"	511P6D18

ANGLES	POLY ANGLE		
		MB Box 30°	511M3
	70°	511M7	Panel mounting only.

METAL ANGLE		
	0°	591M0

	FS/FD Box 30°	791M3FS	Base measures approximately 4.2" x 2.7". Due to the variation in sizes of FS boxes, please verify that your FS box matches our dimensions, if not call Customer Service for other solutions.
	45°	591M4	

BOXES	POLY CONDUIT ENTRY WITH NPT			PART #	* Interior volume with receptacle installed.
		30°	1/2"	511B3N05	
	30°	3/4"	511B3N07		

* 6.7 in³

POLY WALL BOX WITH ANGLE			
	70°	511C7000	70° poly boxes are not drilled.

* 82.0 in³

	Ground Bar	51-AA089	* Interior volume with receptacle installed.
--	------------	----------	--

POLY ANGLE WITH METAL BOX WITH NPT			
	70°	1/2"	711C7N05
	70°	3/4"	711C7N07
	70°	1"	711C7N10
	70°	1 1/4"	711C7N12
	70°	1 1/2"	711C7N15

* 74.6 in³

* Interior volume with receptacle installed.

METAL BOX WITH NPT			
	0°	1/2"	7T1F0N05
	0°	3/4"	7T1F0N07
	0°	1"	7T1F0N10
	0°	1 1/4"	7T1F0N12

POLY ANGLE WITH METAL BOX WITH NPT			
	30°	1/2"	711C3N05
	30°	3/4"	711C3N07
	30°	1"	711C3N10
	30°	1 1/4"	711C3N12

* 29.8 in³

* Interior volume with receptacle installed.

NPT on top or bottom (if rotated). For other configurations, contact Customer Service.

FINGER DRAWPLATES		
	61-1A346	Set of Two (2) Recommended for cord to cord assembly applications, for easier connector closure.

PROTECTIVE INLET/PLUG CAP		
	61-1A426	For Inlets/Plugs Only.

PADLOCKABLE INLET/PLUG CAP		
	61-1A826	For Inlets/Plugs Only.

MULTI-CONTACT REMOVAL TOOL	
	61-CA593

CRIMPER TOOL (GREENLEE OR EQUAL)	
	4CN30

EUROPEAN CRIMPING TOOL	
	61-CA500

RECEPTACLE LOCKING PIN		
	LP-843	Requires Padlockable Pawl option (-843) on receptacle.

MULTIPLIN

DSN24c/DS24c Multipin 10 A

Ratings

- Voltage**
DSN24c
 480 VAC Max/130 VDC
DS24c
 250 VAC Max/130 VDC
- Amperage Rating**
 10 A Non-Current Interrupting
- Environmental Ratings**
 Type 4X/IP66/IP67 (Poly Only)
 Type 3R/IP54/IP55 (Stainless Steel)
- Temperature Range**
 Min -40°F/Max 140°F
 See pg 254 for temperatures outside of this range.
- Wiring Capacity**
 Based on THHN wire sizes.
 Min 18 AWG Max 14 AWG
- Certifications**
 UL 2238, NOM

See pg 39-40 for DSN24c dimensions.

Receptacle (female)



Inlet (male)



! Don't forget to add installation accessories to your order

North American Configurations

VOLTAGE	POLARITY	PART #		PART #	
		POLY	STAINLESS STEEL	POLY	STAINLESS STEEL
250 V	23P+G	-	37-B4002-SS	-	37-B8002-SS
480 V	23P+G	63-B4002	-	63-B8002	-

For international configurations and ratings (IEC,CE) visit meltric.com/international-catalog or contact Customer Service at 800-433-7642.

Main Options



Padlock Pawl



Mushroom Pawl

RECEPTACLE OPTIONS

SUFFIX

Straight Insertion	Recept # -352 ²
Mushroom Pawl	Recept # -375
Padlock Pawl	Recept # -843
Self-Returning Lid (Manual Close)	Recept # -NC

Notes:

² This option includes the Self-Returning Lid.

Poly Devices Only

! See pages 231-240 for detailed information on these options

Order Example: 480 V DSN24c + mushroom pawl
 DSN24c 22P Poly receptacle = 63-B4002-375



INSTALLATION ACCESSORIES – SIZE 2

When properly installed, all accessories meet or exceed the environmental ratings of the devices they are mounted to; unless otherwise noted.

HANDLES	HANDLE WITH NPT		PART # POLY	PART # METAL
		1/2"	512P0N05	592P0N05
	3/4"	512P0N07	592P0N07	
	1"	512P0N10	592P0N10	
	1 1/4"	512P0N12	592P0N12	

For available cord grips, see pg 159.

POLY HANDLE WITH CORD GRIP	CABLE RANGE	PART #
	.350-.520"	712P0BP6
	.520-.680"	712P0CP5
	.680-.980"	712P0DP4
	.980-1.260"	712P0EP4

METAL HANDLE WITH CORD GRIP	CABLE RANGE	PART #
	.438-.500"	792P0BS3
	.500-.562"	792P0BS4
	.562-.625"	792P0CS2
	.625-.750"	792P0CS4
	.770-.875"	792P0DS1
	.870-1.000"	792P0DS3

POLY HANDLE	CABLE RANGE	PART #
	.200-.820"	512P0D21

POLY HANDLE WITH CLAMP & BUSHING	CABLE RANGE	PART #
	.750-.875"	712P0S14
	.875-1.000"	712P0S16
	1.000-1.125"	712P0S18
	1.125-1.250"	712P0S20
	1.250-1.375"	712P0S22

STAINLESS STEEL HANDLE WITH CORD GRIP	CABLE RANGE	PART #
	.562-.625"	7X2P0CS2
	.625-.750"	7X2P0CS4
	.750-.875"	7X2P0DS1
	.875-1.000"	7X2P0DS2

For Stainless Steel devices only.

ANGLES	POLY ANGLE		METAL ANGLE	
		30°	512M3	
				70°

Panel mounting only.

METAL ANGLE	CABLE RANGE	PART #
	0°	592M0
	30°	592M3
	FS/FD Box 30°	792M3FS

Base measures approximately 4.2" x 2.7". Due to the variation in sizes of FS boxes, please verify that your FS box matches our dimensions, if not call Customer Service for other solutions.

STAINLESS STEEL ANGLE	CABLE RANGE	PART #
	30°	7X2M3

BOXES	POLY CONDUIT ENTRY WITH NPT		PART #
		30°	1/2"
	30°	3/4"	512B3N07

For poly devices only.
* Interior volume with receptacle installed.

POLY WALL BOX WITH ANGLE		PART #
	70°	512C7000
	Ground Bar	51-AA089

70° poly boxes are not drilled.
* Interior volume with receptacle installed.

POLY ANGLE WITH METAL BOX WITH NPT		PART #	
	70°	1/2"	712C7N05
	70°	3/4"	712C7N07
	70°	1"	712C7N10
	70°	1 1/4"	712C7N12
	70°	1 1/2"	712C7N15

* Interior volume with receptacle installed.

METAL BOX WITH NPT		PART #	
	0°	1/2"	7T1F0N05
	0°	3/4"	7T1F0N07
	0°	1"	7T1F0N10
	0°	1 1/4"	7T1F0N12

POLY ANGLE WITH METAL BOX WITH NPT		PART #	
	30°	1/2"	712C3N05
	30°	3/4"	712C3N07
	30°	1"	712C3N10
	30°	1 1/4"	712C3N12

For metal angle, replace "71" prefix with "79".
* Interior volume with receptacle installed.

STAINLESS STEEL BOX WITH NPT		PART #	
	0°	1"	7X1F0N10

For Stainless Steel devices only.

STAINLESS STEEL ANGLE W/STAINLESS STEEL BOX WITH NPT		PART #	
	30°	3/4"	7X2C3N07
	30°	1"	7X2C3N10

For Stainless Steel devices only.

MISCELLANEOUS ACCESSORIES	FINGER DRAWPLATES		
		61-3A346	Set of Two (2) Recommended for cord to cord assembly applications, for easier connector closure.
	PROTECTIVE INLET/PLUG CAP		
		61-3A426	For Inlets/Plugs Only.
	PADLOCKABLE INLET/PLUG CAP		
		61-3A826	For Inlets/Plugs Only.
	MULTI-CONTACT REMOVAL TOOL		
		61-CA593	
	CRIMPER TOOL (GREENLEE OR EQUAL)		
		4CN30	
EUROPEAN CRIMPING TOOL			
	61-CA500		
RECEPTACLE LOCKING PIN			
	LP-843	Requires Padlockable Pawl option (-843) on receptacle.	

Poly Devices Only

DSN37c/DS37c Multipin 8A

Ratings

- **Voltage**
480 VAC Max/130 VDC
- **Amperage Rating**
8 A Non-Current Interrupting
- **Environmental Ratings**
Type 4X/IP66/IP67 (Poly Only)
Type 3R/IP54/IP55 (Stainless Steel)
- **Temperature Range**
Min -40°F/Max 140°F
See pg 254 for temperatures outside of this range.
- **Wiring Capacity**
Based on THHN wire sizes.
Min 18 AWG Max 14 AWG
- **Certifications**
UL 2238, NOM

See pg 39-40 for DSN37c dimensions.

Receptacle (female)



Inlet (male)



! Don't forget to add installation accessories to your order

North American Configurations

VOLTAGE	POLARITY	PART #		PART #	
		POLY	STAINLESS STEEL	POLY	STAINLESS STEEL
480 V	36P+G	63-C4003	37-C4003-SS	63-C8003	37-C8003-SS

For international configurations and ratings (IEC,CE) visit meltric.com/international-catalog or contact Customer Service at 800-433-7642.

Main Options



Padlock Pawl



Mushroom Pawl

RECEPTACLE OPTIONS

SUFFIX

Straight Insertion	Recept # -352²
Mushroom Pawl	Recept # -375
Padlock Pawl	Recept # -843
Self-Returning Lid (Manual Close)	Recept # -NC

Notes:

² This option includes the Self-Returning Lid.

Poly Devices Only

! See pages 231-240 for detailed information on these options





Order Example: 480 V DSN37 + mushroom pawl
DSN37c 32P Poly receptacle = 63-C4003-375




INSTALLATION ACCESSORIES – SIZE 3


When properly installed, all accessories meet or exceed the environmental ratings of the devices they are mounted to; unless otherwise noted.


HANDLES


HANDLE WITH NPT	PART # POLY	PART # METAL
 1/2"	513P0N05	593P0N05
 3/4"	513P0N07	593P0N07
 1"	513P0N10	593P0N10
 1 1/4"	513P0N12	593P0N12

For available cord grips, see pg 159.


POLY HANDLE WITH CORD GRIP	CABLE RANGE	PART #
	.520-.680"	713P0CP5
	.680-.980"	713P0DP4
	.980-1.260"	713P0EP4


METAL HANDLE WITH CORD GRIP	CABLE RANGE	PART #
	.635-.750"	793P0CS4
	.770-.850"	793P0DS1
	.875-1.000"	793P0DS3
	1.000-1.125"	793P0ES2

POLY HANDLE	CABLE RANGE	PART #
	.390-1.180"	513P0D30

POLY HANDLE WITH BUILT IN DRAWPLATES	CABLE RANGE	PART #
	.390-1.180"	513P0D30473

Makes connector closures easier.





POLY HANDLE WITH CLAMP & BUSHING	CABLE RANGE	PART #
	.750-.875"	713P0S14
	.875-1.000"	713P0S16
	1.000-1.125"	713P0S18
	1.125-1.250"	713P0S20
	1.250-1.375"	713P0S22


STAINLESS STEEL HANDLE WITH CORD GRIP	CABLE RANGE	PART #
	.625-.750"	7X3P0CS4
	.750-.875"	7X3P0DS1
	.875-1.000"	7X3P0DS3
	1.000-1.125"	7X3P0ES2
	1.125-1.250"	7X3P0ES3

For Stainless Steel devices only.

ANGLES

POLY ANGLE	ANGLE	PART #	NOTES
	30°	513M3	
	70°	513M7	Panel mounting only.



METAL ANGLE	ANGLE	PART #	NOTES
	0°	593M0	
	30°	593M3	
	70°	593M7	
	FS/FD Box 30°	793M3FS	Base measures approximately 4.2" x 2.7". Due to the variation in sizes of FS boxes, please verify that your FS box matches our dimensions, if not call Customer Service for other solutions.

STAINLESS STEEL ANGLE	ANGLE	PART #	NOTES
	30°	7X3M3	For Stainless Steel devices only.


BOXES

POLY CONDUIT ENTRY WITH NPT	ANGLE	CONDUIT SIZE	PART #	NOTES
	30°	1/2"	513B3N05	For poly devices only.
	30°	3/4"	513B3N07	* Interior volume with receptacle installed.
	30°	1"	513B3N10	

* 8.5 in³


POLY WALL BOX WITH ANGLE	ANGLE	PART #	NOTES
	70°	513C7000	70° poly boxes are not drilled.
	Ground Bar	51-AA089	* Interior volume with receptacle installed.

* 179.41 in³

POLY ANGLE WITH METAL BOX WITH NPT	ANGLE	CONDUIT SIZE	PART #	NOTES
	70°	1/2"	713C7N05	
	70°	3/4"	713C7N07	
	70°	1"	713C7N10	* Interior volume with receptacle installed.
	70°	1 1/4"	713C7N12	
	70°	1 1/2"	713C7N15	

* 74.6 in³

METAL BOX WITH NPT	ANGLE	CONDUIT SIZE	PART #	NOTES
	0°	1/2"	7T1F0N05	
	0°	3/4"	7T1F0N07	
	0°	1"	7T1F0N10	
	0°	1 1/4"	7T1F0N12	


POLY ANGLE WITH METAL BOX WITH NPT	ANGLE	CONDUIT SIZE	PART #	NOTES
	30°	1/2"	713C3N05	For metal angle, replace "71" prefix with "79".
	30°	3/4"	713C3N07	
	30°	1"	713C3N10	* Interior volume with receptacle installed.
	30°	1 1/4"	713C3N12	

* 30.2 in³


STAINLESS STEEL BOX WITH NPT	ANGLE	CONDUIT SIZE	PART #	NOTES
	0°	1"	7X3P0N10	For Stainless Steel devices only.

STAINLESS STEEL ANGLE W/STAINLESS STEEL BOX WITH NPT	ANGLE	CONDUIT SIZE	PART #	NOTES
	30°	1"	7X3C3N10	For Stainless Steel devices only.

MISCELLANEOUS ACCESSORIES

FINGER DRAWPLATES	PART #	NOTES
	61-6A346	Set of Two (2) Recommended for cord to cord assembly applications, for easier connector closure.

Poly Devices Only

PROTECTIVE INLET/PLUG CAP	PART #	NOTES
	61-6A426	For Inlets/Plugs Only.

PADLOCKABLE INLET/PLUG CAP	PART #	NOTES
	61-6A826	For Inlets/Plugs Only.

MULTI-CONTACT REMOVAL TOOL	PART #
	61-CA593

CRIMPER TOOL (GREENLEE OR EQUAL)	PART #
	4CN30

EUROPEAN CRIMPING TOOL	PART #
	61-CA500

RECEPTACLE LOCKING PIN	PART #	NOTES
	LP-843	Requires Padlockable Pawl option (-843) on receptacle.

MULTIPIN