

# SELF-EJECTING PLUGS & RECEPTACLES

Ensure Vehicle and Portable Equipment Safety

- **Reliable Disconnection**

Most MELTRIC plugs and receptacles are customizable with self-ejecting features that reliably and safely disconnect and eject the plug or receptacle when the vehicle or portable equipment is moved.

- **Ensure Electrical Safety**

MELTRIC's quick disconnect technology safely de-energizes and ejects the plug and receptacle.

- **Exclusive Features and Options**

MELTRIC uses an exclusive butt-style contact system that is ideal for self-ejecting applications. Optional auxiliary contacts to monitor and control equipment are also available.

## IDEAL FOR MOBILE EQUIPMENT:

**MELTRIC®** self-ejecting devices are designed to automatically release the plug or receptacle when tension is applied. They protect equipment from damage and workers from a hazardous condition caused when vehicles are accidentally moved without disconnecting power.

\*Self-ejection options void device's Switch-Rated classification.

## Ideal for providing power to...

### TRUCK HOOK-UPS



### REFRIGERATED TRAILERS



### MOBILE EQUIPMENT




# APPLICATION NOTE FOR MELTRIC SELF-EJECTING PLUGS AND RECEPTACLES

Enhanced Safety for PERSONNEL and EQUIPMENT in Mobile Applications




## WITHOUT SELF-EJECTING PROTECTION



The potential of hazards to personnel and equipment damage are **created** when a truck or other mobile vehicle moves prior to manually disconnecting electrical power.




## WITH SELF-EJECTING PROTECTION



Hazards to personnel and equipment damage are **eliminated** when the truck or other mobile is equipped with a self-ejecting device, which will disconnect power and release connectors safely.

## TWO CONFIGURATION OPTIONS



### SELF-EJECTING FEMALE CONNECTOR:

The standard pawl on the connector is replaced by a shark's fin pawl that is attached to a tension cord. When tension is applied to the cord, the shark's fin pawl is actuated and the connector is then released safely.



### SELF-EJECTING PLUG:

A shark's fin mechanism is installed on the MELTRIC inlet. When tension is applied, the mechanism lifts the standard pawl in a levering motion and the plug is released in complete safety.



Available on: DSN20, DSN30, DSN60, DSN100, DSN150, DS20, DS30, DS60, DS100, DS200, DS7c, DN9c, DN20c, DSN24c, DSN37c

**meltric.com**

4765 W. Oakwood Park Drive • Franklin, WI 53132

414-433-2700 • mail@meltric.com

©2024 MELTRIC Corporation. All rights reserved. SELF-EJECTING D

**MELTRIC**  
A COMPANY OF MARECHAL ELECTRIC