

New Product Announcement

DXA1 Hazardous Location Plug & Receptacle

Issue date: 6 August 2018



Product Overview/Selling Points

The sturdy DXA1 is a new addition to MELTRIC's line of hazardous location plugs and receptacles. Similar to the MELTRIC DXN, the DXA uses a larger aluminum casing equipped with dual pawls for use in abusive and colder environments.

- Built to perform in extreme conditions, the DXA1's rugged aluminum casing withstands harsh environments, including temperatures ranging from -67° F to 140° F, and provides protection from mechanical abuse and impact.
- Dual locking pawls ensure secure connections.
- IP66/IP67 water tightness – Environmental rating is achieved as soon as the plug or the lid is latched to the receptacle. There is no additional ring to tighten.
- Locking Provisions - Lockout holes are a standard feature on both the inlet and receptacle. Available locking pins allow the receptacle to be locked to prevent use or to be locked together with a plug to prevent inadvertent disconnection.
- Spring-loaded, butt-style contacts provide exceptional, reliable electrical performance over thousands of operations.
- Silver-nickel contacts afford superior conductivity, durability and corrosion resistance, resulting in the superior performance you've come to expect from MELTRIC products.
- The DXA1 is available in cCSAus or ATEX/IECEx listed configurations and can be used for inline or wall-mounted applications.



Hazardous Location Listings

CSA 	ATEX 
Ex de IIC T*Gb	II 2 G D Ex de IIC T*Gb Ex tb IIIC T* Db
Ex tb IIIC T*Db	-55°C <Ta< 40°C T6 T68°C
Class I Zone 1 AEx de IIC T*Gb	-55°C <Ta< 60°C T5 T88 °C
Zone 21 AEx tD T*Db	LCIE 15 ATEX 3033 / IECEx LCIE 15.0030
Class I Division 2 Gr A,B,C,D	
Class II Division 2 Gr E,F,G	
-55°C <Ta< 40°C T6 T68°C	
-55°C <Ta< 60°C T5 T88 °C	



CSA



ATEX

©2018 MELTRIC Corporation. All rights reserved. NPA DXA1_WEB A

meltric.com

4765 W OakwoodPark Drive • Franklin, WI 53132
800.433.7642 • Fax 414.433.2701


A COMPANY OF MARECHAL ELECTRIC

FAQs

What type of applications can use the DXA1?

DXA1 hazardous location devices can be used in power supply and control applications requiring Class I & II Division 2, Class I Zone 1 ratings, where fire or explosion hazards may exist due to flammable gasses, flammable liquid-produced vapors, combustible liquid-produced vapors, combustible dusts, or ignitable fibers.

They can be configured for inline or wall-mounted applications.

Common Industry Applications:

- Chemical Plants
- Oil and Gas Facilities
- Grain Silos
- Wood Processing Plants
- Plastic Plants
- Wastewater Plants
- Aircraft Hangers
- Mobile Equipment
- Portable Equipment

Are there new MELTRIC part numbers?

Yes. The part numbers of all North American configurations have changed to a **28** prefix. European configurations continue to use the **29** prefix.

Does the DXA1 have current interruption capability?

Yes, up to 600 VAC, however, like the DXN it is not switch-rated.

Is the DXA1 ATEX and UL listed?

It is ATEX and CSA listed, but not UL listed.

Is this device watertight?

It's rated IP66/IP67 for water tightness. The environmental rating is achieved as soon as the plug or lid is latched to the receptacle. There is no additional ring to tighten.

Can a lockout pin or lock be added to the pawls?

Yes, a locking pin or padlock can be inserted to prevent inadvertent disconnection. A lockout hole on the receptacle and inlet are now standard features. No additional -843 suffix is required.

Are poly models of the DXA1 available?

No. If the client is looking for a poly model, try the DXN product line, as it is similar to the DXA1.

Can these devices be returned?

No, MELTRIC does not accept returns of hazardous location listed devices.

Are there operating instructions available?

Yes. Instruction sheets are available on the MELTRIC website under the heading "Tech Info." [Click here](#) to visit the page.

DXA1

Hazardous Location Plugs & Receptacles – 20A

Devices rated for hazardous locations are not returnable.

cCSAus Certifications

- Max Amperage & Voltage**
20A, 600 VAC, 60 Hz
- Current Interruption Capacity**
For current interrupting (AC)
- Horsepower Ratings**

120V	1Ø	1/2 hp
240V	3Ø	2 hp
480V	3Ø	5 hp
600V	3Ø	5 hp
- Short Circuit Rating**
25kA Close & Withstand
Testing was performed with RK1 30A fuse sized at 400% of the highest full load motor ampacity associated with the devices hp rating.
Note: Consult NEC for Short Circuit limits.
- Environmental Ratings**
IP66/IP67
- Temperature Range**
Min -67°F / Max 140°F
- Wiring Capacity**
Min 16 AWG Max 10 AWG
* Based on THHN wire sizes
- Applicable Standards**
CSA C22.2 No. 182.1
- Hazardous Location Ratings**

-55°C ≤T_a ≤+60°C
Ex de IIC T5 Gb Ex tb IIIC T88°C Db
Class I Zone1 AEx de IIC T5 Gb
Zone 21 AEx tD T88°C Db
Class I Div 2 Gr A,B,C,D
Class II Div 2 Gr E,F,G
cCSAus 00.114406X

Receptacle Female



Inlet Male



or

North American Configurations

Voltage	Polarity	Part # Metal	Part # Metal
120V	1P+N+G	2814165	2818165
125V	1P+N+G	2814075	2818075
208V	2P+G	2814162	2818162
208V	3P+G	2814163	2818163
208V	3P+N+G	2814167	2818167
250V	2P+G	2814072	2818072
250V	3P+G	2814073	2818073
250V	2P+N+G	2814076	2818076
277V	1P+N+G	2814045	2818045
480V	2P+G	2814042	2818042
480V	3P+G	2814043	2818043
480V	3P+N+G	2814047	2818047
600V	2P+G	2814142	2818142
600V	3P+G	2814143	2818143
600V	3P+N+G	2814147	2818147

For international configurations (ATEX/IECEx) visit meltric.com/international-catalog or contact customer service at 800.433.7642.

Connector Female



Plug Male



or

North American Configurations

Voltage	Polarity	Part # Metal	Part # Metal
120V	1P+N+G	2813165XX	2811165XX
125V	1P+N+G	2813075XX	2811075XX
208V	2P+G	2813162XX	2811162XX
208V	3P+G	2813163XX	2811163XX
208V	3P+N+G	2813167XX	2811167XX
250V	2P+G	2813072XX	2811072XX
250V	3P+G	2813073XX	2811073XX
250V	2P+N+G	2813076XX	2811076XX
277V	1P+N+G	2813045XX	2811045XX
480V	2P+G	2813042XX	2811042XX
480V	3P+G	2813043XX	2811043XX
480V	3P+N+G	2813047XX	2811047XX
600V	2P+G	2813142XX	2811142XX
600V	3P+G	2813143XX	2811143XX
600V	3P+N+G	2813147XX	2811147XX

Cord grip not included. NPT sizes are determined by the cable diameter. Select hazardous cord grip from Cord Grip section, pg 179.

For international configurations (ATEX/IECEx) visit meltric.com/international-catalog or contact customer service at 800.433.7642.

XXX Suffix

XXX (Suffix #)	Threaded NPT
-12	1/2"
-34	3/4"

200 MELTRIC

DXA1

Receptacle/30° Angle Female or Inlet/30° Angle Male



North American Configurations

Voltage	Polarity	Part # Metal	Part # Metal
120V	1P+N+G	2817165	2819165
125V	1P+N+G	2817075	2819075
208V	2P+G	2817162	2819162
208V	3P+G	2817163	2819163
208V	3P+N+G	2817167	2819167
250V	2P+G	2817072	2819072
250V	3P+G	2817073	2819073
250V	2P+N+G	2817076	2819076
277V	1P+N+G	2817045	2819045
480V	2P+G	2817042	2819042
480V	3P+G	2817043	2819043
480V	3P+N+G	2817047	2819047
600V	2P+G	2817142	2819142
600V	3P+G	2817143	2819143
600V	3P+N+G	2817147	2819147

For international configurations (ATEX/IECEX) visit meltric.com/international-catalog or contact customer service at 800.433.7642.

Receptacle/Wall Box Female or Inlet/Wall Box Male






North American Configurations

Voltage	Polarity	Part # Metal	Part # Metal
120V	1P+N+G	2810165XXY	2816165XXY
125V	1P+N+G	2810075XXY	2816075XXY
208V	2P+G	2810162XXY	2816162XXY
208V	3P+G	2810163XXY	2816163XXY
208V	3P+N+G	2810167XXY	2816167XXY
250V	2P+G	2810072XXY	2816072XXY
250V	3P+G	2810073XXY	2816073XXY
250V	2P+N+G	2810076XXY	2816076XXY
277V	1P+N+G	2810045XXY	2816045XXY
480V	2P+G	2810042XXY	2816042XXY
480V	3P+G	2810043XXY	2816043XXY
480V	3P+N+G	2810047XXY	2816047XXY
600V	2P+G	2810142XXY	2816142XXY
600V	3P+G	2810143XXY	2816143XXY
600V	3P+N+G	2810147XXY	2816147XXY

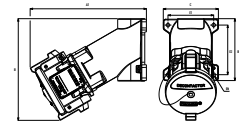
For international configurations (ATEX/IECEX) visit meltric.com/international-catalog or contact customer service at 800.433.7642.

Accessories & Options

	Inlet Cap
Part #	28-1A426
	Receptacle Lockout Pin
Part #	LP-843
	Finger Drawplates
Part #	281A346

XXY Suffix

XXY (Suffix #)	Threaded NPT	Location
12T	1/2"	Top
12B	1/2"	Bottom
34T	1/2"	Top
34B	1/2"	Bottom



Contact MELTRIC Engineering for DXA1 dimensions.

MELTRIC 201

HAZARDOUS LOCATION