

DS20 Hazardous Location - 20 A

US Ratings

- **Max Amperage & Voltage**
20 A, 600 VAC
- **Current Interruption Capability**
Not for current interrupting
- **Horsepower Ratings**

120 V	1Ø	.75 hp
208 V	3Ø	3 hp
240 V	3Ø	5 hp
480 V	3Ø	7.5 hp
600 V	3Ø	10 hp
- **Short Circuit Rating**
100 kA Withstand
Tested with RK1 current limiting fuses sized at 400% of the highest full load motor ampacity.
- **Environmental Ratings**
Type 4X
- **Temperature Range**
Min -40°F/Max 104°F
See pg 254 for temperatures outside this range.
- **Wiring Capacity**
* Based on THHN wire sizes.
Min 14 AWG Max 8 AWG
Aux Contacts - Max 14 AWG
- **Applicable Standards**
CSA C22.2 No. 182.1-07
C22.2 No. 213-M1987
- **Hazardous Ratings**
Class I, Division 2, Groups ABCD, T6
Class I, Zone 2, IIC

Devices rated for hazardous locations are not returnable.

Don't forget to add installation accessories to your order

Receptacle (female)



Inlet (male)



Hazardous Location DS20 lid is Self-Returning

VOLTAGE	POLARITY	PART # POLY	PART # POLY
120 V	1P+N+G	35-14165-HAZ	35-18165-HAZ
120 208 V	3P+N+G	35-14167-HAZ	35-18167-HAZ
125 V	1P+N+G	35-14075-HAZ	35-18075-HAZ
125 250 V	2P+N+G	35-14076-HAZ	35-18076-HAZ
208 V	2P+G	35-14162-HAZ	35-18162-HAZ
208 V	3P+G	35-14163-HAZ	35-14163-HAZ
250 V	2P+G	35-14072-HAZ	35-18072-HAZ
250 V	3P+G	35-14073-HAZ	35-18073-HAZ
277 V	1P+N+G	35-14045-HAZ	35-18045-HAZ
277 480 V	3P+N+G	35-14047-HAZ	35-18047-HAZ
347 600 V	3P+N+G	35-14147-HAZ	35-18147-HAZ
480 V	2P+G	35-14042-HAZ	35-18042-HAZ
480 V	3P+G	35-14043-HAZ	35-18043-HAZ
600 V	2P+G	35-14142-HAZ	35-18142-HAZ
600 V	3P+G	35-14143-HAZ	35-18143-HAZ

Part Number Example

480 V DS20 + 2 aux contacts

DS20 recept 3P+G = 35-14043-972-HAZ

480 V DS20 with no options

DS20 recept 3P+G = 35-14043-HAZ

RECEPTACLE OPTIONS	SUFFIX #	INLET OPTIONS	SUFFIX #
With 2 Auxiliary/Pilot Contacts	Recept # -972	With 2 Auxiliary/Pilot Contacts	Inlet # -972
Normally Open Lid Configuration	Recept # -NO	Without Lockout Hole	Inlet # -A155

Feature Spotlight – Screw-Type Locking Pawl



Listing Requirement
Users must tighten screw to lock the plug in the mated position

Zone 2/Division 2 DS20 receptacles feature a standard screw-type locking pawl. This required feature allows the user to lock the plug to the receptacle by tightening a screw on the pawl.

For added security, a lockout hole is included on the receptacle that enables the user to insert a 5/16" lock or locking pin to prevent the plug from being disconnected or to lock the receptacle lid closed.

5/16" hole for added security



See pages 231-240 for detailed information on these options



INSTALLATION ACCESSORIES – SIZE 2


When properly installed, all accessories meet or exceed the environmental ratings of the devices they are mounted to; unless otherwise noted.

HANDLES


HANDLE WITH NPT		PART # POLY	PART # METAL
	1/2"	552P0N05	5K2P0N05
	3/4"	552P0N07	5K2P0N07
	1"	552P0N10	5K2P0N10
	1 1/4"	552P0N12	-

For available cord grips, see pg 160.

POLY HANDLE WITH CABLE RANGE

	.196-.826"	552P0D21
---	------------	----------

BOXES

POLY ANGLE WITH METAL BOX WITH NPT			PART #	* Interior volume with receptacle installed.
	30°	1/2"	752C3N05	
	30°	3/4"	752C3N07	
	30°	1"	752C3N10	
	30°	1 1/4"	752C3N12	
	* 28.7 in ³			

METAL ANGLE WITH METAL BOX WITH NPT

	30°	1/2"	7K2C3N05	* Interior volume with receptacle installed.
	30°	3/4"	7K2C3N07	
	30°	1"	7K2C3N10	
	30°	1 1/4"	7K2C3N12	
	* 28.7 in ³			


POLY ANGLE WITH LARGER METAL BOX WITH NPT

	70°	1/2"	752C7N05	* Interior volume with receptacle installed.
	70°	3/4"	752C7N07	
	70°	1"	752C7N10	
	70°	1 1/4"	752C7N12	
	* 74.6 in ³			
	70°	1 1/2"	752C7N15	

NPT on top or bottom (if rotated). For other configurations, contact Customer Service.

ANGLES

POLY ANGLE


	30°	552M3
--	-----	-------

METAL ANGLE

	0°	5K2M0
	30°	5K2M3

MISCELLANEOUS ACCESSORIES


FINGER DRAWPLATES

	61-3A346	Set of Two (2) Recommended for all assembly applications, for easier connector closure..
--	----------	---

PROTECTIVE INLET/PLUG CAP

	31-1A426	For Inlets/Plugs Only.
---	----------	------------------------

RECEPTACLE LOCKING PIN

	LP-843
---	--------



Notes: For Zone 2 DS dimensions refer to DS dimensions on pgs 55-56.

! Accessories rated for hazardous locations are not returnable.