

Receptacles & Wall Boxes

with Integral Circuit Protection



MELTRIC's receptacle/wall box combinations with integral circuit protection combine the safety of a MELTRIC DSN series switch-rated receptacle with the convenience of local circuit protection in a compact package. The receptacle is premounted to the box and wired to the circuit protection device for easy installation.

Models are available with or without a viewing window and in either painted mild steel or stainless steel enclosures. The 20A and 30A models are available and equipped with fuse holders or mini-circuit breakers and the 60A models are available with fuseholders or supplementary protectors.

Fuseholder Equipped Models



MELTRIC's DSN Series switch-rated plugs and receptacles are UL rated to withstand and close-into short circuit currents up to 100kA in circuits protected by RK1 current limiting fuses or other fuses with lower let through energy like Class CC and Class J fuses. This allows users to take advantage of the DSN's capabilities in applications where higher fault currents are not already protected with the required fusing.

Fuseholder models feature Ferraz Shawmut Ultra-Safe Fuse Holders (UL 512 / IEC 269). The fuseholders have a blown fuse indicator light for each pole and pivot open for easy and finger safe fuse replacement. Fuses are not provided. They should be selected for the specific application.

Circuit Breaker Equipped Models



Circuit-breaker equipped models allow users to provide overload protection in a convenient location near the application. The 20A & 30A models feature Eaton WMZT miniature circuit breakers (UL 489) and the 60A models use Eaton WMZS supplementary protectors (UL 1077). All are provided standard with a 'C' trip curve. A 'D' trip curve for the 20A and 30A breakers, and a 'B' trip curve for the 60A supplementary protectors are also available as options.

Trip Curve Characteristics

"B" Curve: The protective device will instantaneously trip @ 3X to 5X its rated current

"C" Curve: The protective device will instantaneously trip @ 5X to 10X its rated current

"D" Curve: The protective device will instantaneously trip @ 10X to 20X its rated current

Enclosures

The wall boxes are Hoffman Inline® series enclosures.

- Dimensions:** **20A/30A Fuse Holder/Circuit Breaker**
Box exteriors = 9.84" x 7.87" x 5.91" (250mm x 200mm x 150mm).
Mounting footprint = 12.5" x 8" including the pre-installed mounting brackets.
- 60A Supplementary Circuit Breaker**
Box exteriors = 9.84" x 7.87" x 5.91" (250mm x 200mm x 150mm).
Mounting footprint = 12.5" x 8" including the pre-installed mounting brackets.
- 60A Fuse Holder**
Box exteriors = 11.81" x 9.84" x 5.91" (300mm x 250mm x 150mm).
Mounting footprint = 14.4" x 9.8" including the pre-installed mounting brackets.
- Box Materials:** Mild steel boxes are 16 gauge, stainless steel boxes are 14 gauge type 304.
Available door windows are 3/16" clear polycarbonate.
- Latch:** Quarter turn slotted stainless steel design for easy operation and durability.
- Finish:** Mild steel boxes are painted with a light gray textured polyester powdercoat.
Stainless Steel boxes have a #4 brushed finish.
- Environmental:** Mild steel boxes are NEMA Type 4 and 12 .
Stainless steel boxes are NEMA Type 4, 4X and 12.



MILD STEEL BOXES with Ultra-Safe Fuse Holders

UL/CSA Ratings

- Voltage**
 20A: 600 VAC
 30A: 600 VAC
 60A: 600 VAC
- Environmental Ratings**
 Overall: NEMA Type 4
 Box: NEMA Type 4, 12
 Receptacle: NEMA Type 4X
- Temperature Range**
 Min -40°F/Max 140°F
- Listings**
 Box: UL 508A

 Receptacle: UL 2682,
 UL 1682, CSA 22.2 No. 182.1,
 IEC 60309-1

 Fuseholder: UL 512, IEC 269

Standard Box



Box with Viewing Window







North American UL/CSA Configurations

| Voltage | Polarity | Part # | | | Part # | | |
|----------|----------|-------------|-------------|-------------|--------------|--------------|--------------|
| | | 20A | 30A | 60A | 20A | 30A | 60A |
| 120V | 1P+N+G | FB-63-14165 | FB-63-34165 | FB-63-64165 | FBW-63-14165 | FBW-63-34165 | FBW-63-64165 |
| 120 208V | 3P+N+G | FB-63-14167 | FB-63-34167 | FB-63-64167 | FBW-63-14167 | FBW-63-34167 | FBW-63-64167 |
| 125V | 1P+N+G | FB-63-14075 | FB-63-34075 | FB-63-64075 | FBW-63-14075 | FBW-63-34075 | FBW-63-64075 |
| 125 250V | 2P+N+G | FB-63-14076 | FB-63-34076 | FB-63-64076 | FBW-63-14076 | FBW-63-34076 | FBW-63-64076 |
| 208V | 2P+G | FB-63-14162 | FB-63-34162 | FB-63-64162 | FBW-63-14162 | FBW-63-34162 | FBW-63-64162 |
| 208V | 3P+G | FB-63-14163 | FB-63-34163 | FB-63-64163 | FBW-63-14163 | FBW-63-34163 | FBW-63-64163 |
| 250V | 2P+G | FB-63-14072 | FB-63-34072 | FB-63-64072 | FBW-63-14072 | FBW-63-34072 | FBW-63-64072 |
| 250V | 3P+G | FB-63-14073 | FB-63-34073 | FB-63-64073 | FBW-63-14073 | FBW-63-34073 | FBW-63-64073 |
| 277V | 1P+N+G | FB-63-14045 | FB-63-34045 | FB-63-64045 | FBW-63-14045 | FBW-63-34045 | FBW-63-64045 |
| 277 480V | 3P+N+G | FB-63-14047 | FB-63-34047 | FB-63-64047 | FBW-63-14047 | FBW-63-34047 | FBW-63-64047 |
| 347 600V | 3P+N+G | FB-63-14147 | FB-63-34147 | FB-63-64147 | FBW-63-14147 | FBW-63-34147 | FBW-63-64147 |
| 480V | 2P+G | FB-63-14042 | FB-63-34042 | FB-63-64042 | FBW-63-14042 | FBW-63-34042 | FBW-63-64042 |
| 480V | 3P+G | FB-63-14043 | FB-63-34043 | FB-63-64043 | FBW-63-14043 | FBW-63-34043 | FBW-63-64043 |
| 600V | 2P+G | FB-63-14142 | FB-63-34142 | FB-63-64142 | FBW-63-14142 | FBW-63-34142 | FBW-63-64142 |
| 600V | 3P+G | FB-63-14143 | FB-63-34143 | FB-63-64143 | FBW-63-14143 | FBW-63-34143 | FBW-63-64143 |

For international configurations and ratings (IEC, CE) visit meltric.com/international-catalog or contact customer service at 800.433.7642.

Main Options

- 
Auxiliary/Pilot Contacts
- 
Mushroom Pawl
- 
Padlock Pawl
- 
Closed Lid Configuration
Recommended for cord applications to keep lid tucked in to avoid damage.

Receptacle Options

Suffix

- With 2 Auxiliary/Pilot Contacts **Recept # - 972**
- Mushroom Pawl **Recept # - 375**
- Padlock Pawl **Recept # - 843**
- Closed Lid Configuration **Recept # - NC**



Ferraz Shawmut 30A, 600V Ultra-Safe Fuse Holders for Class CC fuses are standard. They include a blown fuse indicator for each pole. Fuses are not included.

! See pages 230-239 for detailed information on these options

SS BOXES with Ultra-Safe Fuse Holders

Standard Box



Box with Viewing Window



North American UL/CSA Configurations

| Voltage | Polarity | Part # | | | Part # | | |
|---------|----------|---------------|---------------|---------------|----------------|----------------|----------------|
| | | 20A | 30A | 60A | 20A | 30A | 60A |
| 120V | 1P+N+G | FBSS-63-14165 | FBSS-63-34165 | FBSS-63-64165 | FBWSS-63-14165 | FBWSS-63-34165 | FBWSS-63-64165 |
| 120 208 | 3P+N+G | FBSS-63-14167 | FBSS-63-34167 | FBSS-63-64167 | FBWSS-63-14167 | FBWSS-63-34167 | FBWSS-63-64167 |
| 125V | 1P+N+G | FBSS-63-14075 | FBSS-63-34075 | FBSS-63-64075 | FBWSS-63-14075 | FBWSS-63-34075 | FBWSS-63-64075 |
| 125 250 | 2P+N+G | FBSS-63-14076 | FBSS-63-34076 | FBSS-63-64076 | FBWSS-63-14076 | FBWSS-63-34076 | FBWSS-63-64076 |
| 208V | 2P+G | FBSS-63-14162 | FBSS-63-34162 | FBSS-63-64162 | FBWSS-63-14162 | FBWSS-63-34162 | FBWSS-63-64162 |
| 208V | 3P+G | FBSS-63-14163 | FBSS-63-34163 | FBSS-63-64163 | FBWSS-63-14163 | FBWSS-63-34163 | FBWSS-63-64163 |
| 250V | 2P+G | FBSS-63-14072 | FBSS-63-34072 | FBSS-63-64072 | FBWSS-63-14072 | FBWSS-63-34072 | FBWSS-63-64072 |
| 250V | 3P+G | FBSS-63-14073 | FBSS-63-34073 | FBSS-63-64073 | FBWSS-63-14073 | FBWSS-63-34073 | FBWSS-63-64073 |
| 277V | 1P+N+G | FBSS-63-14045 | FBSS-63-34045 | FBSS-63-64045 | FBWSS-63-14045 | FBWSS-63-34045 | FBWSS-63-64045 |
| 277 480 | 3P+N+G | FBSS-63-14047 | FBSS-63-34047 | FBSS-63-64047 | FBWSS-63-14047 | FBWSS-63-34047 | FBWSS-63-64047 |
| 347 600 | 3P+N+G | FBSS-63-14147 | FBSS-63-34147 | FBSS-63-64147 | FBWSS-63-14147 | FBWSS-63-34147 | FBWSS-63-64147 |
| 480V | 2P+G | FBSS-63-14042 | FBSS-63-34042 | FBSS-63-64042 | FBWSS-63-14042 | FBWSS-63-34042 | FBWSS-63-64042 |
| 480V | 3P+G | FBSS-63-14043 | FBSS-63-34043 | FBSS-63-64043 | FBWSS-63-14043 | FBWSS-63-34043 | FBWSS-63-64043 |
| 600V | 2P+G | FBSS-63-14142 | FBSS-63-34142 | FBSS-63-64142 | FBWSS-63-14142 | FBWSS-63-34142 | FBWSS-63-64142 |
| 600V | 3P+G | FBSS-63-14143 | FBSS-63-34143 | FBSS-63-64143 | FBWSS-63-14143 | FBWSS-63-34143 | FBWSS-63-64143 |

For international configurations and ratings (IEC, CE) visit meltric.com/international-catalog or contact customer service at 800.433.7642.

UL/CSA Ratings

- Voltage**
20A: 600 VAC
30A: 600 VAC
60A: 600 VAC
- Environmental Ratings**
Overall: NEMA Type 4X
Box: NEMA Type 4X, 12
Receptacle: NEMA Type 4X
- Temperature Range**
Min -40°F/Max 140°F
- Listings**
Box: UL 508A
Receptacle: UL 2682, UL 1682, CSA 22.2 No. 182.1, IEC 60309-1
Fuseholder: UL 512, IEC 269

Receptacle Options

Suffix

| | |
|---------------------------------|-----------------------|
| With 2 Auxiliary/Pilot Contacts | Recept # - 972 |
| Mushroom Pawl | Recept # - 375 |
| Padlock Pawl | Recept # - 843 |
| Closed Lid Configuration | Recept # - NC |

Main Options



**Auxiliary/Pilot
Contacts**



**Mushroom
Pawl**



Padlock Pawl



**Closed Lid
Configuration**
Recommended for cord
applications to keep lid
tucked in to avoid damage.



Ferraz Shawmut 30A, 600V Ultra-Safe Fuse Holders for Class CC fuses are standard. They include a blown fuse indicator for each pole. Fuses are not included.

! See pages 230-239 for detailed information on these options

MILD STEEL BOXES with Circuit Breakers

UL/CSA Ratings

- Voltage**
 20A: 480 VAC
 30A: 480 VAC
 60A: 480 VAC
- Environmental Ratings**
 Overall: NEMA Type 4
 Box: NEMA Type 4, 12
 Receptacle: NEMA Type 4X
- Temperature Range**
 Min -40°F/Max 140°F for 20A & 30A
 Min 23°F/Max 104°F for 60A
- Listings**
 Box: UL 508A
 Receptacle: UL 2682,
 UL 1682, CSA 22.2 No. 182.1,
 IEC 60309-1
 Breaker: UL 489 for 20A & 30A,
 UL 1077 for 60A

Standard Box



Box with Viewing Window



! Don't forget to add installation accessories to your order

North American UL/CSA Configurations

| Voltage | Polarity | Part # | | | Part # | | |
|----------|----------|-------------|-------------|-------------|--------------|--------------|--------------|
| | | 20A | 30A | 60A | 20A | 30A | 60A |
| 120V | 1P+N+G | CB-63-14165 | CB-63-34165 | CB-63-64165 | CBW-63-14165 | CBW-63-34165 | CBW-63-64165 |
| 120 208V | 3P+N+G | CB-63-14167 | CB-63-34167 | CB-63-64167 | CBW-63-14167 | CBW-63-34167 | CBW-63-64167 |
| 125V | 1P+N+G | CB-63-14075 | CB-63-34075 | CB-63-64075 | CBW-63-14075 | CBW-63-34075 | CBW-63-64075 |
| 125 250V | 2P+N+G | CB-63-14076 | CB-63-34076 | CB-63-64076 | CBW-63-14076 | CBW-63-34076 | CBW-63-64076 |
| 208V | 2P+G | CB-63-14162 | CB-63-34162 | CB-63-64162 | CBW-63-14162 | CBW-63-34162 | CBW-63-64162 |
| 208V | 3P+G | CB-63-14163 | CB-63-34163 | CB-63-64163 | CBW-63-14163 | CBW-63-34163 | CBW-63-64163 |
| 250V | 2P+G | CB-63-14072 | CB-63-34072 | CB-63-64072 | CBW-63-14072 | CBW-63-34072 | CBW-63-64072 |
| 250V | 3P+G | CB-63-14073 | CB-63-34073 | CB-63-64073 | CBW-63-14073 | CBW-63-34073 | CBW-63-64073 |
| 277V | 1P+N+G | CB-63-14045 | CB-63-34045 | CB-63-64045 | CBW-63-14045 | CBW-63-34045 | CBW-63-64045 |
| 277 480V | 3P+N+G | CB-63-14047 | CB-63-34047 | CB-63-64047 | CBW-63-14047 | CBW-63-34047 | CBW-63-64047 |
| 480V | 2P+G | CB-63-14042 | CB-63-34042 | CB-63-64042 | CBW-63-14042 | CBW-63-34042 | CBW-63-64042 |
| 480V | 3P+G | CB-63-14043 | CB-63-34043 | CB-63-64043 | CBW-63-14043 | CBW-63-34043 | CBW-63-64043 |

For international configurations and ratings (IEC, CE) visit meltric.com/international-catalog or contact customer service at 800.433.7642.

Main Options



Auxiliary/Pilot Contacts



Mushroom Pawl



Padlock Pawl



Closed Lid Configuration

Recommended for cord applications to keep lid tucked in to avoid damage.

Receptacle Options

Suffix

Circuit Protection Options

Part

| | | | |
|---|------------------------|---|------------|
| With 2 Auxiliary/Pilot Contacts (30/60A only) | Recept # - 972 | "D" Trip Curve (20/30A only) | Part # - D |
| With 3 Auxiliary/Pilot Contacts (60A only) | Recept # - 973+ | "B" Trip Curve (60A only) | Part # - B |
| With 4 Auxiliary/Pilot Contacts (60A only) | Recept # - 974+ | Standard circuit protectors include a "C" trip curve | |
| Mushroom Pawl | Recept # - 375 | 20A: Eaton 20A, 480V 'WMZT' circuit breaker* | |
| Padlock Pawl | Recept # - 843 | 30A: Eaton 30A, 480V 'WMZT' circuit breaker* | |
| Closed Lid Configuration | Recept # - NC | 60A: Eaton 63A, 480V 'WMZS' supplementary protector** | |

Notes: + Not UL/CSA listed.
 * or equivalent UL 489 circuit breaker
 ** or equivalent UL 1077 supplementary protector

! See pages 230-239 for detailed information on these options



STAINLESS STEEL BOXES with Circuit Breakers

Standard Box



Box with Viewing Window



North American UL/CSA Configurations

| Voltage | Polarity | Part # | | | Part # | | |
|---------|----------|---------------|---------------|---------------|----------------|----------------|----------------|
| | | 20A | 30A | 60A | 20A | 30A | 60A |
| 120V | 1P+N+G | CBSS-63-14165 | CBSS-63-34165 | CBSS-63-64165 | CBWSS-63-14165 | CBWSS-63-34165 | CBWSS-63-64165 |
| 120 208 | 3P+N+G | CBSS-63-14167 | CBSS-63-34167 | CBSS-63-64167 | CBWSS-63-14167 | CBWSS-63-34167 | CBWSS-63-64167 |
| 125V | 1P+N+G | CBSS-63-14075 | CBSS-63-34075 | CBSS-63-64075 | CBWSS-63-14075 | CBWSS-63-34075 | CBWSS-63-64075 |
| 125 250 | 2P+N+G | CBSS-63-14076 | CBSS-63-34076 | CBSS-63-64076 | CBWSS-63-14076 | CBWSS-63-34076 | CBWSS-63-64076 |
| 208V | 2P+G | CBSS-63-14162 | CBSS-63-34162 | CBSS-63-64162 | CBWSS-63-14162 | CBWSS-63-34162 | CBWSS-63-64162 |
| 208V | 3P+G | CBSS-63-14163 | CBSS-63-34163 | CBSS-63-64163 | CBWSS-63-14163 | CBWSS-63-34163 | CBWSS-63-64163 |
| 250V | 2P+G | CBSS-63-14072 | CBSS-63-34072 | CBSS-63-64072 | CBWSS-63-14072 | CBWSS-63-34072 | CBWSS-63-64072 |
| 250V | 3P+G | CBSS-63-14073 | CBSS-63-34073 | CBSS-63-64073 | CBWSS-63-14073 | CBWSS-63-34073 | CBWSS-63-64073 |
| 277V | 1P+N+G | CBSS-63-14045 | CBSS-63-34045 | CBSS-63-64045 | CBWSS-63-14045 | CBWSS-63-34045 | CBWSS-63-64045 |
| 277 480 | 3P+N+G | CBSS-63-14047 | CBSS-63-34047 | CBSS-63-64047 | CBWSS-63-14047 | CBWSS-63-34047 | CBWSS-63-64047 |
| 480V | 2P+G | CBSS-63-14042 | CBSS-63-34042 | CBSS-63-64042 | CBWSS-63-14042 | CBWSS-63-34042 | CBWSS-63-64042 |
| 480V | 3P+G | CBSS-63-14043 | CBSS-63-34043 | CBSS-63-64043 | CBWSS-63-14043 | CBWSS-63-34043 | CBWSS-63-64043 |

For international configurations and ratings (IEC, CE) visit meltric.com/international-catalog or contact customer service at 800.433.7642.

UL/CSA Ratings

- Voltage**
20A: 480 VAC
30A: 480 VAC
60A: 480 VAC
- Environmental Ratings**
Overall: NEMA Type 4X
Box: NEMA Type 4X, 12
Receptacle: NEMA Type 4X
- Temperature Range**
Min -40°F/Max 140°F for 20A & 30A
Min 23°F/Max 104°F for 60A
- Listings**
Box: UL 508A
Receptacle: UL 2682,
UL 1682, CSA 22.2 No. 182.1,
IEC 60309-1
Breaker: UL 489 for 20A & 30A,
UL 1077 for 60A

| Receptacle Options | Suffix # | Circuit Protection Options | Part # |
|---|------------------------|---|------------|
| With 2 Auxiliary/Pilot Contacts (30/60A only) | Recept # - 972 | "D" Trip Curve (20/30A only) | Part # - D |
| With 3 Auxiliary/Pilot Contacts (60A only) | Recept # - 973+ | "B" Trip Curve (60A only) | Part # - B |
| With 4 Auxiliary/Pilot Contacts (60A only) | Recept # - 974+ | Standard circuit protectors include a "C" trip curve | |
| Mushroom Pawl | Recept # - 375 | 20A: Eaton 20A, 480V 'WMZT' circuit breaker* | |
| Padlock Pawl | Recept # - 843 | 30A: Eaton 30A, 480V 'WMZT' circuit breaker* | |
| Closed Lid Configuration | Recept # - NC | 60A: Eaton 63A, 480V 'WMZS' supplementary protector** | |

Notes: + Not UL/CSA listed.
* or equivalent UL 489 circuit breaker
** or equivalent UL 1077 supplementary protector



Main Options



**Auxiliary/Pilot
Contacts**



**Mushroom
Pawl**



Padlock Pawl



**Closed Lid
Configuration**
Recommended for cord
applications to keep lid
tucked in to avoid damage.

! See pages 230-239 for detailed information on these options