

MULTIPIN

Plugs & Receptacles



MELTRIC offers a broad range of multipin devices for use in a wide variety of control and power applications. Each device features MELTRIC's spring-loaded, silver-nickel butt-style contact technology that maximizes durability and performance. Multipin devices are available with as many as 37 or as few as 4 contacts. Products range from 2A up to 50A per contact and some include load making and breaking capabilities and/or horsepower ratings.



PN7C P. 74

COMPACT 5 TO 7 PIN CONNECTORS

- Up to 20A per contact
- IP66/IP67
- Poly or metal casings



DN9C P. 82

HP RATED CONNECTORS-9 PINS

- Up to 5 hp/480V
- Multiple power or control circuits
- Metal casings



PN12C P. 76

COMPACT 12 PIN CONNECTORS

- Up to 7.5A per contact
- IP66/IP67
- Poly or metal casings



DN20C P. 84

HP RATED CONNECTORS-20 PINS

- Up to 3 hp/480V
- Multiple power or control circuits
- Metal casings



DSN24C P. 78

POLY CONNECTORS UP TO 24 PINS

- Up to 7.5A per contact
- IP66/IP67
- Crimp or solder terminals



DS7C3 P. 86

HIGHER AMP 4 TO 7 PIN CONNECTOR

- Up to 30A per contacts
- Suitable for current interrupting
- Up to 3 auxiliary contacts



DSN37C P.80

POLY CONNECTORS UP TO 37 PINS

- Up to 7.5A per contact
- IP66/IP67
- Crimp or solder terminals



DR7C3 P. 88

HIGHER AMP 4 TO 7 PIN CONNECTOR

- Up to 50A per contacts
- Non-current interrupting
- Up to 3 auxiliary contacts







CRIMPING CONTACTS

PN12C/DSN24C/DSN37C

ECONOMIC AND TECHNICAL ADVANTAGES

Crimping ensures an economical and sustainable solution through installation time saving and quality of connection.


- No need for soldering performance qualifications.
- High resistance to vibrations.
- Handling more than 5000 operations: a high durability and quality of connection guaranteed.

ACCESSORIES AND OPTIONS	DESIGNATION	REFERENCE
	Bag of 13 females contacts	01-AA213
	Bag of 13 males contacts - PN12c	01-AA113
	Bag of 13 males contacts - DSN24c/37c	61-CA113
	Multi-Contact removal tool	61-CA593
	European crimping tool	61-CA500
	Crimper Tool (Greenlee or equal)	4CN30

FAST WIRING

- Cable conductors: 1 mm² to 2.5 mm²
- Before wiring, equip each conductor with a heat-shrink sleeve or an insulating sleeve.
- After wiring, cover the visible portion of the contact with the sleeve.
- Crimp the contact with a KNIPEX crimping tool P/N° 61CA500 or a GREENLEE crimping tool P/N° 45505.
- Use the 4 mm² footprint whatever the conductor cross-section.
- Perform a double crimping in compliance with CEI 60352-2 standard.
- Conductors can equally be soldered.

SIMPLE ASSEMBLY AND DISASSEMBLY



Assembly

To insert contacts when they have been wired is simple. Push wired contact into rear of insulator until it stops to complete the installation.

Disassembly

To remove, use the tool provided. Push tool from front onto contact until tool stops. Contact is then released at rear of insulator.

