

# MULTIPIN DXN25c/DXN37c

## PRODUCT FEATURES



### Locking Provision

For insertion of locking pin (or padlock) to prevent inadvertent disconnection.

### Metal Casing

Provides excellent durability and protection.

### Lid

Provides additional protection from harsh environments.

### Silver-Nickel Contacts

Silver-nickel contact material provides superior conductivity, durability and corrosion resistance.

### Recessed Contacts

Provides IP2X protection from live electrical parts.

### Spring Loaded Butt-Style Contacts

Ensures optimal contact force and superior electrical performance over thousands of operations.

### IP66/IP67 Watertightness

Environmental rating is achieved as soon as the plug is latched to the receptacle. There is no additional ring to tighten.

## Hazardous Location Listings

ATEX	
	II 2 GD Ex e IIC Gb Ex tb IIIC Db Suitable for Zone 1 & 2 (gas) 21 & 22 (dust) Ex ia or ib IIC T6 Gb
DXN25c	-40°C ≤ Ta ≤ 60°C T5 T71°C -40°C ≤ Ta ≤ 40°C T6 T51 °C IECEx LCIE 14.00.40X/LCIE 09 ATEX 3050X
DXN37c	-40°C ≤ Ta ≤ 55°C T5 T76°C -40°C ≤ Ta ≤ 40°C T6 T56 °C IECEx LCIE 14.0038X/LCIE 07 ATEX 6071X


### Highlighted Feature

#### • Crimped Contacts

DXN25c/DXN37c devices now feature contacts that can be crimped or soldered. Each device is supplied with 26 or 39 contacts so that the product can be set up to suit application needs.


## Simple Assembly and Disassembly

DSN37c shown



### Assembly

To insert contacts when they have been wired is simple. Push wired contact into rear of insulator until it stops to complete the installation.



### Disassembly

To remove, use the tool provided. Push tool from front onto contact until tool stops. Contact is then released at rear of insulator.

# DXN25C/37C Hazardous Location Multipin – 10A

Devices rated for hazardous locations are not returnable.

**Connector**  
(female recept w/handle)



**Receptacle/Angle**  
(female)



**Recept/Angle/Box**  
(female)



North American UL/CSA Configurations

Voltage	Polarity	Cable Range	Part # Metal	Part # Metal	Part # Metal
440V	24P+G	.47 - .825"	36-D3002-32M	36-D7002	36-D0002-32M
440V	24P+G	.63 - 1.063"	36-D3002	36-D7002	36-D0002
220V	36P+G	.47 - .825"	36-C3003-32M	36-C7003	36-C0003-32M
220V	36P+G	.63 - 1.063"	36-C3003	36-C7003	36-C0003

For international configurations (IEC/CE) visit [meltric.com/international-catalog](http://meltric.com/international-catalog) or contact customer service at 800.433.7642.

**Plug**  
(male inlet w/handle)



**Inlet/Angle**  
(male)



**Inlet/Angle/Box**  
(male)



North American UL/CSA Configurations

Voltage	Polarity	Cable Range	Part # Metal	Part # Metal	Part # Metal
440V	24P+G	.47 - .825"	36-D1002-32M	36-D9002	36-D6002-32M
440V	24P+G	.63 - 1.063"	36-D1002	36-D9002	36-D6002
220V	36P+G	.47 - .825"	36-C1003-32M	36-C9003	36-C6003-32M
220V	36P+G	.63 - 1.063"	36-C1003	36-C9003	36-C6003

For international configurations (IEC/CE) visit [meltric.com/international-catalog](http://meltric.com/international-catalog) or contact customer service at 800.433.7642.

ACCESSORIES

MULTI-CONTACT REMOVAL TOOL



61-CA593

EUROPEAN CRIMPING TOOL



61-CA500

CRIMPER TOOL (Greenlee or equal)



4CN30

BAG OF 13 FEMALE CONTACTS



61-CA213

Includes insulation sleeves and ferrules

BAG OF 13 MALE CONTACTS



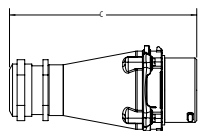
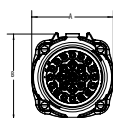
61-CA113

Includes insulation sleeves and ferrules

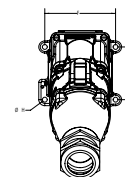
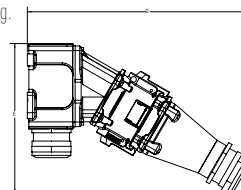
## DXN25C/37C DIMENSIONS – Provided in inches

Dimensions are for reference only and may change depending on accessories used. For precise dimensions contact MELTRIC Engineering.

plug



wall box/  
angle/  
receptacle/  
plug



PRODUCT	A	B	C	D	E	F	G	øH
DXN25C/DXN37C	3.17	3.35	7.26	11.64	7.83	3.7	2.76	0.26