

DSN37c/DS37c Multipin Plugs & Receptacles – 7.5A

Ratings

- Voltage**
 Up to 480 VAC Max/130 VDC
- Amperage Rating**
 2A Current Interrupting
 7.5A Non-Current Interrupting
 ! DSN37c/DS37c is capable of handling 4-20mA low current applications
- Environmental Ratings**
 IP66/IP67 (Poly only)
 IP54/IP55 (Stainless Steel)
- Temperature Range**
 Min -40°F/Max 140°F
 See pg 253 for temps below -15°F.
- Wiring Capacity**
 Min 18 AWG Max 14 AWG
- Certifications**
 UL Coming Soon!

For DSN37c dimensions, see pgs 36-37

Receptacle (female)



Inlet (male)



! Don't forget to add installation accessories to your order

North American Configurations

Voltage	Polarity	Part #		Part #	
		Poly	Stainless Steel	Poly	Stainless Steel
50V	37P*	63-C4003	37-C4003-SS	63-C8003	37-C8003-SS
480V	36P+G*	63-C4003	37-C4003-SS	63-C8003	37-C8003-SS

For international configurations and ratings (IEC, CE) visit meltric.com/international-catalog or contact customer service at 800.433.7642.

Main Options



Padlock Pawl

Mushroom Pawl

Self-Ejecting Devices

* Requires straight insertion receptacle or inlet and self-ejecting plug or connector

Receptacle Options

Suffix

Inlet Options

Suffix

Straight Insertion	Recept # - 352	Self-Ejecting Plug Release	Inlet # - 338
Self-Ejecting Connector Release	Recept # - 354		
Mushroom Pawl	Recept # - 375		
Padlock Pawl	Recept # - 843		
Padlockable Mushroom Pawl	Recept # - 375-843		
Closed Lid Configuration	Recept # - NC		

Poly Devices Only





! See pages 230-239 for detailed information on these options





Order Example: 50V DSN37 + mushroom pawl
 DSN37c 32P Poly receptacle = 63-C4003-375




INSTALLATION ACCESSORIES – SIZE 3


Unless indicated otherwise, accessories can be used with either poly or metal plugs and receptacles.






HANDLES


POLY HANDLE w/NPT		Part #	Part #
	1/2"	513P0N05	Finger draw plates are recommended for easier connector closure on cord to cord assemblies. For available cord grips see pg 178.
	3/4"	513P0N07	
	1"	513P0N10	
	1 1/4"	513P0N12	

HANDLE w/CORD GRIP w/NPT		Poly	Metal
	.770 - .875"	713P0DP2	793P0DS1
	.875 - 1.000"	713P0DP3	793P0DS3
	1.000 - 1.125"	-	793P0ES2
	1.080 - 1.208"	713P0EP2	-


STAINLESS STEEL HANDLE w/NPT		Part #
	3/4"	7X3P0N07
	1"	7X3P0N10
	1 1/4"	7X3P0N12



NYLON HANDLE w/Cable Range		Part #
	.39 - 1.18"	513P0D30


POLY HANDLE W/CLAMP & BUSHING w/Cable Range		Part #
	.750 - .875"	713P0S14
	.875 - 1.000"	713P0S16
	1.000 - 1.125"	713P0S18
	1.125 - 1.250"	713P0S20
	1.250 - 1.375"	713P0S22


POLY HANDLE W/BUILT IN DRAW GRIPS w/Cable Range		Part #	Description
	.35 - 1.25"	513P0D30473	Makes connector closures easier.


ANGLES

NYLON ANGLE		Part #
	30°	513M3




METAL ANGLE		Part #
	0°	593M0
	30°	593M3


NYLON ANGLE		Part #	Description
	FS/FD Box 30°	793M3FS	* Base measures approximately 4.2" x 2.7". Due to the variation in sizes of FS boxes, please verify that your FS box matches our dimensions, if not call Customer Service for other solutions.






NYLON ANGLE		Part #
	70°	593M7





STAINLESS STEEL ANGLE		Part #
	30°	7X3M3





BOXES

POLY CONDUIT ENTRY w/NPT		Part #	Description
	30° 1/2"	513B3N05	For poly devices only
	30° 3/4"	513B3N07	* Interior volume with receptacle installed.
	30° 1"	513B3N10	

POLY WALL BOX w/NPT		Part #	Description
	70° 1/2" - 1 1/4"	513C7000	70° poly boxes are not drilled. Contact customer service if factory drilled is required. * Interior volume with receptacle installed.

POLY ANGLE WITH ALUMINUM WALL BOX w/NPT		Part #	Description
	70° 1/2"	713C7N05	
	70° 3/4"	713C7N07	
	70° 1"	713C7N10	* Interior volume with receptacle installed.
	70° 1 1/4"	713C7N12	
	70° 1 1/2"	713C7N15	

METAL BOX w/NPT		Part #
	0° 1/2"	7T1F0N05
	0° 3/4"	7T1F0N07
	0° 1"	7T1F0N10
	0° 1 1/4"	7T1F0N12

METAL BOX WITH NYLON ANGLE w/NPT		Part #	Description
	30° 1/2"	713C3N05	For metal angle, replace "71" prefix with "79".
	30° 3/4"	713C3N07	
	30° 1"	713C3N10	* Interior volume with receptacle installed.
	30° 1 1/4"	713C3N12	

STAINLESS STEEL BOX w/NPT		Part #
	0° 1"	7X1F0N10

STAINLESS STEEL w/STAINLESS STEEL ANGLE w/NPT		Part #
	30° 1"	7X3C3N10

MISCELLANEOUS ACCESSORIES

FINGER DRAWPLATES		Part #	Description
		61-6A346	Set of Two (2) Recommended for cord to cord assembly applications, for easier connector closure.

PROTECTIVE CAP		Part #	Description
		61-6A426	For Male Devices Only.

PADLOCKABLE PLUG CAP		Part #	Description
		61-6A826	For Male Devices Only.

MULTI-CONTACT REMOVAL TOOL		Part #
		61-CA593

CRIMPER TOOL (GREENLEE OR EQUAL)		Part #
		4CN30

EUROPEAN CRIMPING TOOL		Part #
		61-CA500



MULTIPIN