

# DSN24c/DS24c Multipin Plugs & Receptacles – 7.5A

## Ratings

- Voltage**  
**DSN24c**  
 50 VAC or 480 VAC Max/130 VDC\*  
\* For DC order 480V model  
**DS24c**  
 Up to 250 VAC Max/130 VDC
- Amperage Rating**  
 2A Current Interrupting  
 7.5A Non-Current Interrupting  
! DSN24c/DS24c is capable of handling 4-20mA low current applications
- Environmental Ratings**  
 IP66/IP67 (Poly only)  
 IP54/IP55 (Stainless Steel)
- Temperature Range**  
 Min -40°F/Max 140°F  
See pg 253 for temps below -15°F.
- Wiring Capacity**  
 Min 18 AWG Max 14 AWG
- Certifications**  
 UL Coming Soon!

For DSN24c dimensions, see pgs 36-37

## Receptacle (female)



## Inlet (male)



**!** Don't forget to add installation accessories to your order

## North American Configurations

Voltage	Polarity	Part #		Part #	
		Poly	Stainless Steel	Poly	Stainless Steel
50V	24P	63-B4002	37-B4002-SS	63-B8002	37-B8002-SS
250V	23P+G	-	37-B4002-SS	-	37-B8002-SS
480V	23P+G	63-B4002	-	63-B8002	-

For international configurations and ratings (IEC, CE) visit [meltric.com/international-catalog](http://meltric.com/international-catalog) or contact customer service at 800.433.7642.

## Main Options



### Padlock Pawl

### Mushroom Pawl

### Self-Ejecting Devices

\* Requires straight insertion receptacle or inlet and self-ejecting plug or connector

## Receptacle Options

## Suffix #

## Inlet Options

## Suffix #

Straight Insertion	<b>Recept # - 352</b>	Self-Ejecting Plug Release	<b>Inlet # - 338</b>
Self-Ejecting Connector Release	<b>Recept # - 354</b>		
Mushroom Pawl	<b>Recept # - 375</b>		
Padlock Pawl	<b>Recept # - 843</b>		
Padlockable Mushroom Pawl	<b>Recept # - 375-843</b>		
Closed Lid Configuration	<b>Recept # - NC</b>		

Poly Devices Only


**!** See pages 230-239 for detailed information on these options



**Order Example: 480V DSN24c + mushroom pawl**  
 DSN24c 22P Poly receptacle = 63-B4002-375


# INSTALLATION ACCESSORIES – SIZE 2


Unless indicated otherwise, accessories can be used with either poly or metal plugs and receptacles.


**HANDLES**

POLY HANDLE w/NPT		Part #	
	1/2"	<b>512P0N05</b>	Finger draw plates are recommended for easier connector closure on cord to cord assemblies.
	3/4"	<b>512P0N07</b>	
	1"	<b>512P0N10</b>	
	1 1/4"	<b>512P0N12</b>	

HANDLE w/CORD GRIP w/NPT	Poly	Metal
	.625 - .750"	<b>712P0CP4</b> <b>792P0CS4</b>
	.770 - .875"	<b>712P0DP2</b> <b>792P0DS1</b>
	.870 - 1.000"	<b>712P0DP3</b> <b>792P0DS3</b>

STAINLESS STEEL HANDLE w/NPT		
	3/4"	<b>7X2P0N07</b>
	1"	<b>7X2P0N10</b>

NYLON HANDLE w/Cable Range		
	.20 - .83"	<b>512P0D21</b>


POLY HANDLE W/CLAMP & BUSHING w/Cable Range		
	.750 - .875"	<b>712P0S14</b>
	.875 - 1.000"	<b>712P0S16</b>
	1.000 - 1.125"	<b>712P0S18</b>
	1.125 - 1.250"	<b>712P0S20</b>
	1.250 - 1.375"	<b>712P0S22</b>

**i**


Cable Range	NPT	Cable Range	NPT
.312 - .625	1/2"	.660 - 1.000	1"
.438 - .812	3/4"	.875 - 1.375"	1 1/4"


NPT sizes are determined by the cable diameter and third party cord grip.


**ANGLES**

NYLON ANGLE		
	30°	<b>512M3</b>


METAL ANGLE		
	0°	<b>592M0</b>


	30°	<b>592M3</b>
---	-----	--------------

	FS/FD Box 30°	<b>792M3FS</b>	* Base measures approximately 4.2" x 2.7". Due to the variation in sizes of FS boxes, please verify that your FS box matches our dimensions, if not call Customer Service for other solutions.
---	---------------	----------------	--

STAINLESS STEEL ANGLE		
	30°	<b>7X2M3</b>


**BOXES**

POLY CONDUIT ENTRY w/NPT		Part #	
	30°    1/2"	<b>512B3N05</b>	For poly devices only * Interior volume with receptacle installed.
	30°    3/4"	<b>512B3N07</b>	

POLY WALL BOX w/NPT		
	70°    1/2" - 1 1/4"	<b>512C7000</b>

\* 85.0 in<sup>3</sup>


70° poly boxes are not drilled. Contact customer service if factory drilled is required.  
\* Interior volume with receptacle installed.

POLY ANGLE WITH ALUMINUM WALL BOX w/NPT		
	70°    1/2"	<b>712C7N05</b>
	70°    3/4"	<b>712C7N07</b>
	70°    1"	<b>712C7N10</b>
	70°    1 1/4"	<b>712C7N12</b>
	70°    1 1/2"	<b>712C7N15</b>

\* 75.0 in<sup>3</sup>

\* Interior volume with receptacle installed.

METAL BOX w/NPT		
	0°    1/2"	<b>7T1F0N05</b>
	0°    3/4"	<b>7T1F0N07</b>
	0°    1"	<b>7T1F0N10</b>
	0°    1 1/4"	<b>7T1F0N12</b>

METAL BOX WITH NYLON ANGLE w/NPT		
	30°    1/2"	<b>712C3N05</b>
	30°    3/4"	<b>712C3N07</b>
	30°    1"	<b>712C3N10</b>
	30°    1 1/4"	<b>712C3N12</b>

\* 30.2 in<sup>3</sup>

For metal angle, replace "71" prefix with "79".  
\* Interior volume with receptacle installed.

STAINLESS STEEL BOX w/NPT		
	0°    1"	<b>7X1F0N10</b>

STAINLESS STEEL w/STAINLESS STEEL ANGLE w/NPT		
	30°    3/4"	<b>7X2C3N07</b>
	30°    1"	<b>7X2C3N10</b>


**MISCELLANEOUS ACCESSORIES**


FINGER DRAWPLATES		
	<b>61-3A346</b>	Set of Two (2) Recommended for cord to cord assembly applications, for easier connector closure.

PROTECTIVE CAP		
	<b>61-3A426</b>	For Male Devices Only.

PADLOCKABLE PLUG CAP		
	<b>61-3A826</b>	For Male Devices Only.

MULTI-CONTACT REMOVAL TOOL		
	<b>61-CA593</b>	

CRIMPER TOOL (GREENLEE OR EQUAL)		
	<b>4CN30</b>	

EUROPEAN CRIMPING TOOL		
	<b>61-CA500</b>	



MULTIPIN