

DN9c Multipin Plugs & Receptacles – 20A

Ratings

- Voltage**
 50 VAC or 480 VAC Max/130 VDC+
 + For DC order 480V model.
 Not CSA listed.
- Amperage Rating**
 20A Current Interrupting
- Horsepower Ratings**

120V	1Ø	1/3 hp
240V	1Ø	1 hp
208V	3Ø	2 hp
240V	3Ø	3 hp
480V	3Ø	5 hp
- Environmental Ratings**
 IP54/IP55
- Temperature Range**
 Min -40°F / Max 140°F
 See pg 253 for temps below -15°F.
- Wiring Capacity**
 Min 16 AWG Max 10 AWG
- Certifications**
 CSA 182.01

Receptacle (female)



Inlet (male)



! Don't forget to add installation accessories to your order

North American Configurations

Voltage	Polarity	Part # Metal	Part # Metal
50V	6P	17-14060	17-18060
50V	7P	17-14070	17-18070
50V	8P	17-14080	17-18080
50V	9P	17-14090	17-18090
480V	5P+G	17-14051	17-18051
480V	6P+G	17-14061	17-18061
480V	7P+G	17-14071	17-18071
480V	8P+G	17-14081	17-18081

For international configurations and ratings (IEC,CE) visit meltric.com/international-catalog or contact customer service at 800.433.7642.

Main Options



Mushroom Pawl



Padlock Pawl

Receptacle Options

Suffix

Inlet Options

Suffix

Straight Insertion	Recept # - A188	Straight Insertion	Inlet # - A188
Self-Ejecting Connector Release	Recept # - 348-A188		
HP Watertightness (high pressure)	Recept # - HP		
Mushroom Pawl	Recept # - 375		
Locking Mushroom Pawl	Recept # - 845		
Padlock Pawl	Recept # - 843		
Padlockable Mushroom Pawl	Recept # - 375-843		
Closed Lid Configuration	Recept # - NC		





! See pages 230-239 for detailed information on these options





Order Example: 50V DN9c with Closed Lid Configuration
 DN9c Receptacle 9P = 17-14090-NC


INSTALLATION ACCESSORIES – SIZE 3

Unless indicated otherwise, accessories can be used with either poly or metal plugs and receptacles.






HANDLES


POLY HANDLE w/NPT		Part # Poly	Part # Metal
	1/2"	513P0N05	593P0N05
	3/4"	513P0N07	593P0N07
	1"	513P0N10	593P0N10
	1 1/4"	513P0N12	593P0N12

HANDLE w/CORD GRIP w/NPT	Poly	Metal
	.770 - .875"	713P0DP2 793P0DS1
	.875 - 1.000"	713P0DP3 793P0DS3
	1.000 - 1.125"	- 793P0ES2
	1.080 - 1.208"	713P0EP2 -

NYLON HANDLE w/Cable Range		
	.39 - 1.18"	513P0D30

Finger draw plates are recommended for easier connector closure on cord to cord assemblies.





POLY HANDLE W/CLAMP & BUSHING w/Cable Range		
	.750 - .875"	713P0S14
	.875 - 1.000"	713P0S16
	1.000 - 1.125"	713P0S18
	1.125 - 1.250"	713P0S20
	1.250 - 1.375"	713P0S22

POLY HANDLE W/BUILT IN DRAW GRIPS w/Cable Range		
	.39 - 1.18"	513P0D30473

Makes connector closures easier





For available cord grips, see pgs 178.





ANGLES

METAL ANGLE		
	0°	593M0
	30°	593M3
	FS/FD Box 30°	793M3FS
	70°	593M7

* Base measures approximately 4.2" x 2.7". Due to the variation in sizes of FS boxes, please verify that your FS box matches our dimensions, if not call Customer Service for other solutions.

BOXES

METAL BOX w/NPT			
	0°	1/2"	7T1F0N05
	0°	3/4"	7T1F0N07
	0°	1"	7T1F0N10
	0°	1 1/4"	7T1F0N12

METAL BOX WITH METAL ANGLE w/NPT			
	30°	1/2"	793C3N05
	30°	3/4"	793C3N07
	30°	1"	793C3N10
	30°	1 1/4"	793C3N12

* 30.1 in³

* Interior volume with receptacle installed.


NPT on top or bottom (if rotated). For other NPT configurations, contact customer service.

i


Cable Range	NPT	Cable Range	NPT
.312 - .625	1/2"	.660 - 1.000	1"
.438 - .812	3/4"	.875 - 1.375"	1 1/4"

NPT sizes are determined by the cable diameter and third party cord grip.

MISCELLANEOUS ACCESSORIES

FINGER DRAWPLATES		
	61-6A346	Set of Two (2) Recommended for cord to cord assembly applications, for easier connector closure.

PROTECTIVE NEOPRENE CAP		
	19-1A126	For Male Devices Only.

CORD GRIP with MESH		
	see pg 178	

RECEPTACLE LOCKING PIN		
	LP-843	Requires Padlockable Pawl option (-843) on receptacle.

MULTIPIN

DN20c Multipin Plugs & Receptacles – 20A

Ratings

- Voltage**
50 VAC or 480 VAC Max/130 VDC*
* For DC order 480V model.
Not CSA listed.
- Amperage Rating**
20A/15A Current Interrupting*
* The amperage rating is 15A when more than 12 contacts are used for power circuits (not control).
- Horsepower Ratings**

120V	1Ø	1/6 hp
240V	1Ø	1/2 hp
208V	3Ø	1 hp
240V	3Ø	1 hp
480V	3Ø	3 hp
- Environmental Ratings**
IP54/IP55
- Temperature Range**
Min -40°F / Max 140°F
See pg 253 for temps below -15°F.
- Wiring Capacity**
Min 16 AWG Max 10 AWG
- Certifications**
CSA 182.01

Receptacle (female)



Inlet (male)



* The amperage rating is 15A when more than 12 contacts are used for power circuits (not control).

! Don't forget to add installation accessories to your order

North American Configurations

Voltage	Polarity	Part # Metal	Part # Metal
50V	10P	17-64100	17-68100
50V	11P	17-64110	17-68110
50V	12P	17-64120	17-68120
50V	13P	17-64130*	17-68130*
50V	14P	17-64140*	17-68140*
50V	15P	17-64150*	17-68150*
50V	16P	17-64160*	17-68160*
50V	17P	17-64170*	17-68170*
50V	18P	17-64180*	17-68180*
50V	19P	17-64190*	17-68190*
50V	20P	17-64200*	17-68200*
480V	9P+G	17-64091	17-68091
480V	10P+G	17-64101	17-68101
480V	11P+G	17-64111	17-68111
480V	12P+G	17-64121	17-68121
480V	13P+G	17-64131*	17-68131*
480V	14P+G	17-64141*	17-68141*
480V	15P+G	17-64151*	17-68151*
480V	16P+G	17-64161*	17-68161*
480V	17P+G	17-64171*	17-68171*
480V	18P+G	17-64181*	17-68181*
480V	19P+G	17-64191*	17-68191*

For international configurations and ratings (IEC,CE) visit meltric.com/international-catalog or contact customer service at 800.433.7642.

Main Options



Mushroom Pawl



Self-Ejecting Devices

* Requires straight insertion receptacle or inlet and self-ejecting plug or connector

! See pages 230-239 for detailed information on these options

Receptacle Options

Suffix

Inlet Options

Suffix

Straight Insertion	Recept # - A188	Self-Ejecting Plug Release	Inlet # - 338-A188
Self-Ejecting Connector Release	Recept # - 348-A188	Straight Insertion	Inlet # - A188
HP Watertightness (high pressure)	Recept # - HP		
Mushroom Pawl	Recept # - 375		
Locking Mushroom Pawl	Recept # - 845		
Padlock Pawl	Recept # - 843		
Padlockable Mushroom Pawl	Recept # - 375-843		
180° Opening Lid	Recept # - 180		
Closed Lid Configuration	Recept # - NC		



Order Example: 50V DN20c with Closed Lid Configuration



DN20c Receptacle 19P = 17-64190-NC


INSTALLATION ACCESSORIES – SIZE 5


Unless indicated otherwise, accessories can be used with either poly or metal plugs and receptacles.

HANDLES

POLY HANDLE w/NPT		Part # Poly	Part # Metal
	3/4"	515P0N07	595P0N07
	1"	515P0N10	595P0N10
	1 1/4"	515P0N12	595P0N12
	1 1/2"	515P0N15	595P0N15
	2"	515P0N20	595P0N20

HANDLE w/CORD GRIP w/NPT	Poly	Metal
	1.270 - 1.470"	715P0EP3
	1.250 - 1.375"	-
	1.438 - 1.562"	795P0ES4
	1.562 - 1.688"	795P0FS2
	1.520 - 1.860"	715P0GP2
		-


POLY HANDLE W/CLAMP & BUSHING w/Cable Range	
	1.250 - 1.375" 715P0S22
	1.438 - 1.562" 715P0S25
	1.562 - 1.688" 715P0S27
	1.688 - 1.812" 715P0S29

SANTOPRENE™ HANDLE w/Cable Range	
	.70 - 1.00" 555P0D25
	1.00 - 1.375" 555P0D35
	1.375 - 1.750" 555P0D45

For available cord grips, see pg 178.

BOXES

METAL BOX w/NPT			
	0°	1 1/4"	7T5F0N12
	0°	1 1/2"	7T5F0N15
	0°	2"	7T5F0N20
	0°	2 1/2"	7T5F0N25

METAL BOX WITH METAL ANGLE w/NPT			
	30°	1 1/4"	795C3N12
	30°	1 1/2"	795C3N15
	30°	2"	795C3N20
* 118.9 in³	30°	2 1/2"	795C3N25




* Interior volume with receptacle installed.

NPT on top or bottom (if rotated). For other NPT configurations, contact customer service.

Cable Range	NPT	Cable Range	NPT
.438 - .812	3/4"	.890 - 1.812"	1 1/2"
.660 - 1.000	1"	1.190 - 2.438"	2"
.875 - 1.375"	1 1/4"		

NPT sizes are determined by the cable diameter and third party cord grip.


ANGLES

METAL ANGLE	
	0° 595M0
	30° 595M3
	70° 595M7

MISCELLANEOUS ACCESSORIES

PROTECTIVE NEOPRENE CAP	
	19-6A126 For Male Devices Only.

CORD GRIP with MESH	
	see pg 178

RECEPTACLE LOCKING PIN	
	LP-843 Requires Padlockable Pawl option (-843) on receptacle.