

# Cord Grips

## Poly Cord Grips



## Aluminum Cord Grips



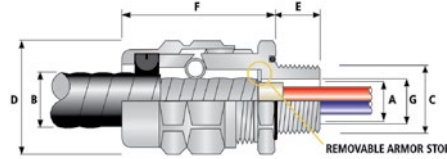
Handle NPT C	Cable Range B	Part # Cord Grip	Part # Cord Grip w/Mesh
1/2"	.312-.375	CG121P	CG121PM
1/2"	.375-.438	CG122P	CG122PM
1/2"	.438-.500	CG123P	CG123PM
1/2"	.500-.562	CG124P	CG124PM
1/2"	.562-.625	CG125P	CG125PM
3/4"	.438-.500	CG340P	CG340PM
3/4"	.500-.562	CG341P	CG341PM
3/4"	.562-.625	CG342P	CG342PM
3/4"	.625-.750	CG344P	CG344PM
3/4"	.688-.812	CG345P	CG345PM
1"	.660-.780	CG1001P	-
1"	.770-.895	CG1002P	-
1"	.870-1.020	CG1003P	-
1"	.890-1.090	CG1004P	-
1 1/4"	.890-1.090	CG1141P	-
*1 1/4"	1.080-1.280	CG1142P	-
1 1/4"	1.270-1.470	CG1143P	-
1 1/4"	-	-	-
1 1/2"	.890-1.150	CG1121P	-
1 1/2"	1.140-1.400	CG1122P	-
1 1/2"	-	-	-
1 1/2"	-	-	-
2"	1.190-1.530	CG2001P	-
2"	1.520-1.860	CG2002P	-
2"	1.850-2.190	CG2003P	-
2"	-	-	-
2"	-	-	-
2"	-	-	-
2 1/2"	-	-	-
2 1/2"	-	-	-
2 1/2"	-	-	-
3"	-	-	-
3"	-	-	-

Cable Range B	Part # Cord Grip	Part # Cord Grip w/Mesh
.312-.375	CG121A	CG121AM
.375-.438	CG122A	CG122AM
.438-.500	CG123A	CG123AM
.500-.562	CG124A	CG124AM
.562-.625	CG125A	CG125AM
.438-.500	CG340A	CG340AM
.500-.562	CG341A	CG341AM
.562-.625	CG342A	CG342AM
.625-.750	CG344A	CG344AM
.688-.812	CG345A	CG345AM
.750-.875	CG1001A	CG1001AM
.812-.938	CG1002A	CG1002AM
.875-1.000	CG1003A	-
-	-	-
.875-1.000	CG1141A	CG1141AM
1.000-1.125	CG1142A	CG1142AM
*1.125-1.250	CG1143A	CG1143AM
*1.250-1.375	CG1144A	CG1144AM
1.250-1.375	CG1121A	CG1121AM
1.438-1.562	CG1122A	CG1122AM
*1.562-1.688	CG1123A	CG1123AM
*1.688-1.812	CG1124A	CG1124AM
1.688-1.812	CG2001A	CG2001AM
*1.812-1.938	CG2002A	CG2002AM
*1.938-2.062	CG2003A	CG2003AM
*2.062-2.188	CG2004A	CG2004AM
*2.188-2.312	CG2005A	CG2005AM
*2.312-2.438	CG2006A	CG2006AM
2.062-2.188	CG2121A	CG2121AM
2.188-2.312	CG2122A	CG2122AM
*2.312-2.438	CG2123A	CG2123AM
2.437-2.625	CG3001A	CG3001AM
2.625-2.812	CG3002A	CG3002AM

Notes: \* Cable may have to be stripped to pass through the bore of the cord grip body (A).

## Metal Cord Grips for Hazardous Locations

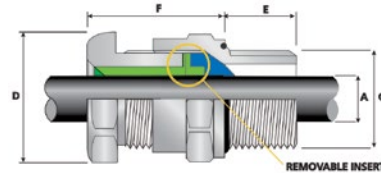
For use with Class I/II Division 2  
Class 1 Zone 1  
Zone 21



**TMC2** Hazardous (Classified) Location Cord Grips for use with Corrugated & Interlocked Metal Clad Armor (MC) or TECK90, Continuously Welded Metal Clad Armor (MCHL), ACIC-HL, ACWU90-HL, RC90-HL, RA90-HL with an overall jacket of polymeric material.

Part # Cord Grip	Material	Entry Thread "C"	Minimum Thread Length "E"	Cable Armor Diameter "A"				Cable Jacket Diameter "B"		Thru Bore "G"	Across Flats "D"	Across Corners "D"	Nominal Assembly Length "F"
				Armor Stop In		Armor Stop Out		Min	Max				
				Min	Max	Min	Max						
TMC2-050NB075	Nickel Plated Brass	1/2"	0.78"	0.42"	0.55"	0.55"	0.63"	0.50"	0.75"	0.51"	1.20"	1.32"	2.44"
TMC2-050NB099	Nickel Plated Brass	1/2"	0.78"	0.60"	0.65"	0.65"	0.89"	0.69"	0.99"	0.61"	1.48"	1.63"	2.96"
TMC2-075NB118	Nickel Plated Brass	3/4"	0.80"	0.79"	0.86"	0.86"	1.10"	0.87"	1.18"	0.82"	1.81"	1.99"	3.15"
TMC2-100NB137	Nickel Plated Brass	1"	0.98"	0.94"	1.08"	1.08"	1.28"	1.02"	1.37"	1.04"	2.05"	2.26"	3.55"

For use with Class I/II Division 2  
Class 1 Zone 1  
Zone 21

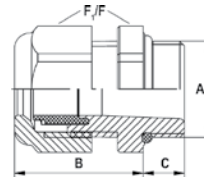


**TC** Hazardous (Classified) Location Cord Grips for use with all types of Unarmored Tray Cables, Extra Hard Usage Flexible Cables & Cord.

Part # Cord Grip	Material	Entry Thread "C"	Minimum Thread Length "E"	Cable Range "A"		Cable Range "A"		Across Flats "D"	Across Corners "D"	Nominal Assembly Length "F"
				Insert		No Insert				
				Min	Max	Min	Max			
TC-050NB028	Nickel Plated Brass	1/2"	0.78"	0.126"	0.276"	N/A	N/A	1.201"	1.321"	1.200"
TC-050NB055	Nickel Plated Brass	1/2"	0.78"	0.256"	0.406"	0.406"	0.551"	1.201"	1.323"	1.200"
TC-075NB079	Nickel Plated Brass	3/4"	0.80"	0.437"	0.610"	0.610"	0.787"	1.476"	1.626"	1.200"
TC-100NB104	Nickel Plated Brass	1"	0.98"	0.669"	0.854"	0.854"	1.035"	1.811"	1.992"	1.650"

## Fiber Reinforced Nylon Cord Grips for Hazardous Locations

For use with Class I/II Division 2  
Class 1 Zone 1  
Zone 21



Part # Cord Grip	Cable Range	Thread Type & Size	Dimensions (inches)			
			Clearance Hole	Body Length	Thread Length	Wrench Flats
			"A"	"B"	"C"	"F, F"
CD13NA-BXA	.24 - .47"	1/2"	0.83"	1.06"	.51"	.95"
CD16NA-BXA	.39 - .55"	1/2"	0.83"	1.10"	.51"	1.06"
CD21NA-BXA	.51 - .71"	3/4"	1.05"	1.22"	.55"	1.29"
CD21NR-BXA	.35 - .63"					
CD29NA-BXA	.71 - .98"	1"	1.35"	1.53"	.75"	1.65"
CD29NR-BXA	.51 - .79"					