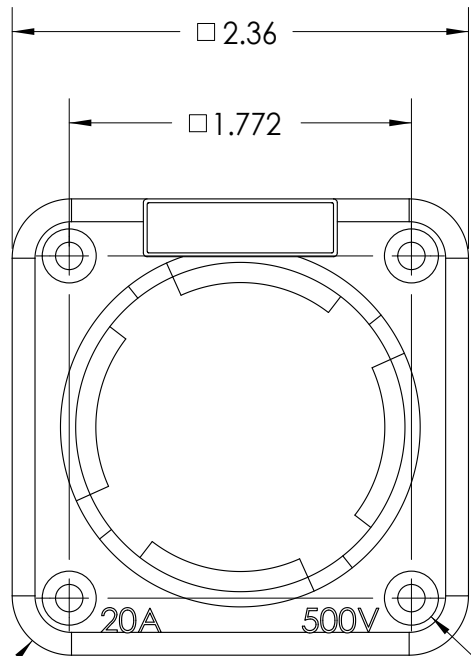
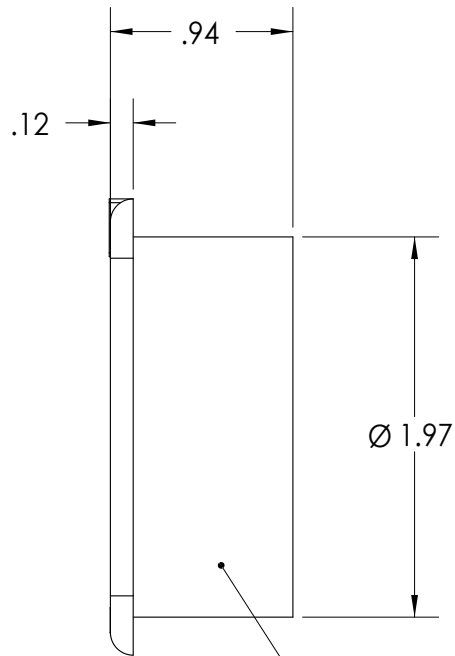


This drawing is the property of MELTRIC Corporation, Franklin (Milwaukee), Wisconsin, USA. Any unauthorized copying of this drawing by any means, or disclosure of its contents to any person not authorized by MELTRIC Corporation or its agents to receive it, is strictly prohibited.

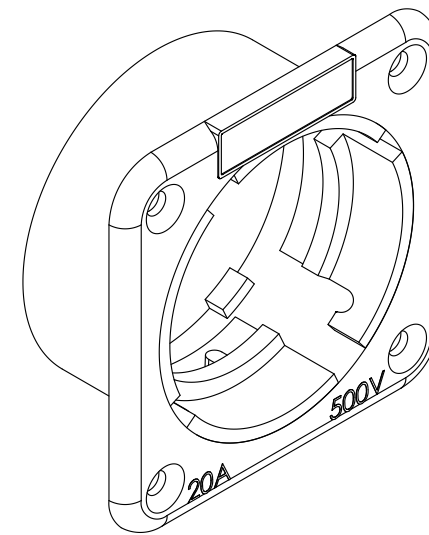


4X R.31

4X
 $\varnothing .14$ THRU
 $\surd \varnothing .28 \times 90^\circ$



2"
 RECOMMENDED
 KNOCKOUT HOLE.



| | | | | | |
|---|---|------------------------------------|-------------|----------------|----------|
| TOLERANCES UNLESS OTHERWISE SPECIFIED | | A COMPANY OF MARECHAL ELECTRIC | | DRAWING TITLE: | |
| MACHINED SURFACES $\sqrt[.125]{\text{MAX}}$ GROUND SURFACES $\sqrt[.32]{\text{MAX}}$ ANGLE TOLERANCE $\pm 1^\circ$ REMOVE BURRS & SHARP EDGES TO .015 MAX. | ENGLISH 0.X ± 0.05 0.XX ± 0.01 0.XXX ± 0.005 | | | DATE: | APPROVED |
| DIMENSIONS SHOWN IN OVALS ARE INSPECTION DIMENSIONS. | | FLUSH MOUNT CASING | | NTS | PLASTIC |
| | | SHEET: | PART NUMBER | | REVISION |
| | | 1 OF 1 | 01-2A142 | | |